

Journal Citation Reports

The world's leading journals and publisher-neutral data

Trainer | 陳妍瑋 Ann Chen

Shou Ray information Service 碩睿資訊 2023



大綱

為何需要
JCR?

指標總覽
評估合適期刊

投稿建議
期刊比對工具

投稿注意
實際案例應用

碩睿資訊
學習資源

了解需求 JCR 特色簡介



期刊影響指數的使用

期刊影響指數 (Journal Impact Factor, JIF)

原為幫助圖書館在有限資金的狀況下購買最符合單位需求的學術期刊，有利於**館藏管理**。

研究人員

- 確認期刊的學術地位
- 識別合適的投稿期刊
- 發現研究領域相關期刊

學術出版單位

- 追蹤期刊的市場影響力
- 明確期刊在領域定位
- 提升期刊競爭力

圖書館員

- 訂定館藏政策
- 管理圖書館期刊館藏
- 協助期刊合訂本決策

資料分析人員

- 追蹤各學科期刊的發展趨勢
- 深入研究各期刊之間的引文關係

為何選擇 JCR?



高標選擇

快速查找 SCIE、SSCI與 AHCI 中高影響力與高品質期刊清單。
每本期刊都符合 Web of Science 核心合輯中**嚴格的期刊遴選流程審查標準**



品質管控

使用來自準確和完整數據的可靠指標。
JCR 中**將不會顯示過度自引和引用堆疊的期刊**，以支持學術出版中的研究誠信。



資料透明

輕鬆發現**文章和期刊引用之間的關係**，更了解期刊在學術交流網絡中的作用。
取得文章相關資訊可幫助您以最佳方式進行研究評估。



多維指標

從期刊的長期與短期影響力的多維視角評估期刊。
查看引文指標以及描述性的**開放存取統計數據和貢獻者信息**，提供每本期刊的整體情況。

JCR 內容簡介

WOS 核心合輯期刊收錄標準



WoS CC & JCR

WEB OF SCIENCE 平台

Web of Science 核心合輯

- Science Citation Index Expanded
- Social Sciences Citation Index
- Arts & Humanities Citation Index
- Emerging Sources Citation Index
- Conference Proceedings Citation Index
 - Science
 - Social Science & Humanities
- Book Citation Index
 - Science
 - Social Science & Humanities

Journal Citation Reports

Journal Impact Factor , JIF

JIF uses data from most recent JCR data year + prior 2 years.

Journal Citation Indicator (JCI)

JCI is the mean CNCI for all articles and reviews published in a journal in the preceding 3 years.

*While journals indexed in AHCI and ESCI are receiving a JIF for the first time in June 2023, they will not receive ranks, quartiles, or percentiles until the release of 2023 data in June 2024.

類比概念



From:wiki

多久出版一次?

收錄期刊數量?

分數可直接比較?



因應 2023年 JIF 政策改變的 JCR

JIF 擴大至 AHCI/ESCI 期刊

除了原本的SCIE與SSCI，2022 JCR 擴展到整個 Web of Science核心合輯收錄的期刊範圍，包含 AHCI 和 ESCI 也提供 JIF，但四分位數 (Quartile)，排名 (Rank)，和百分位(Percentile) 將顯示N/A。

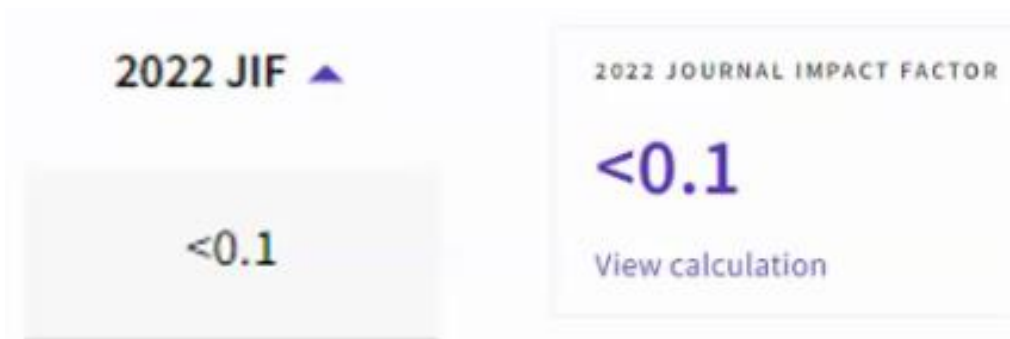
Category	2022 JIF ▼	JIF Quartile
ARCHAEOLOGY - AHCI	1.2	N/A
MEDICINE, GENERAL & INTERNAL - ESCI	1.2	N/A

JIF 顯示改為小數點後1位

JIF值的呈現從原本小數點後3位，改為僅顯示小數點後1位。

小於1的 JIF 顯示

JIF值若小於0.05，四捨五入為0，將以“<0.1”的形式呈現。



各角度瀏覽期刊

瀏覽期刊

Journal Citation Reports™

Journals

Categories

Publishers

Countries/Regions

以不同角度篩選或瀏覽期刊

My favorites

Jamie Yan

The world's leading journals and publisher-neutral data

Journal name/abbreviation, ISSN/eISSN, category, publisher, country/region



Already have a manuscript?

Find relevant, reputable journals for potential publication of your research using Manuscript matcher.

Match my manuscript

See full listings and refine your search by



Journals



Categories



Publishers



Countries/Regions



期刊關鍵字角度

The world's leading journals and publisher-neutral data

nursing

X



JOURNAL NAME

ISSN/eISSN

Nursing Open

2054-1058 / 2054-1058

NURSING FORUM

0029-6473 / 1744-6198

NURSING ETHICS

0969-7330 / 1477-0989

NURSING OUTLOOK

0029-6554 / 1528-3968

Nursing Inquiry

1320-7881 / 1440-1800

See all 133 results >

CATEGORY NAME

NUMBER OF JOURNALS

NURSING

182 journals

可以期刊刊名、JCR 縮寫、期刊ISSN、電子期刊 eISSN 之關鍵字搜尋期刊，亦可輸入學科領域、出版社或國家地區，點擊結果即可查看期刊、期刊領域或出版社資訊。

COUNTRY/REGION NAME

NUMBER OF JOURNALS

There are no Countries/Regions that match your search

領域群組角度

Categories by Group ⓘ

See all 254 Categories

Sort by: Alphabetical ▾

Agricultural Sciences

NUMBER OF CATEGORIES

7

NUMBER OF JOURNALS

423

NUMBER OF CITABLE ITEMS

55,858



Covers multiple aspects of agriculture, including engineering application in agriculture; selection, breeding, and management of livestock and crops; cultivation of plants; the formation, distribution, and utilization of soils; and all aspects of agricultural commodities and the management and policy decisions affecting them.

領域群組收錄期刊範圍說明

AGRICULTURAL ECONOMICS & POLICY
AGRICULTURAL ENGINEERING
AGRICULTURE, DAIRY & ANIMAL SCIENCE
AGRICULTURE, MULTIDISCIPLINARY
AGRONOMY
HORTICULTURE
SOIL SCIENCE
See All 7

領域清單

Arts & Humanities, Interdisciplinary

NUMBER OF CATEGORIES

8

NUMBER OF JOURNALS

991

NUMBER OF CITABLE ITEMS

30,391



出版社角度

5,154 publishers

Journal name/abbreviation, ISSN/eISSN, category, publisher, country/region



JCR year

2022



Export

Publisher name ▾	Number of journals in 2022 ▾	InCites Analysis
Springer Nature (Unified)	2,197	Publisher report
Elsevier (Unified)	2,098	Publisher report
Taylor & Francis (Unified)	2,070	Publisher report
Wiley (Unified)	1,470	Publisher report
WILEY	1,349	Publisher report
ROUTLEDGE JOURNALS, TAYLOR & FRANCIS LTD	1,174	Publisher report
SPRINGER	1,051	Publisher report
Sage (Unified)	939	Publisher report
ELSEVIER	799	Publisher report



國家地區角度

112 countries/
regions

Journal name/abbreviation, ISSN/eISSN, category, publisher, country/region



JCR year

2022



Export

Countries/Regions ▾	Number of journals in 2022 ▾	InCites metrics
USA	5,888	Analyse in InCites ↗
ENGLAND	4,535	Analyse in InCites ↗
NETHERLANDS	1,342	Analyse in InCites ↗
GERMANY (FED REP GER)	1,148	Analyse in InCites ↗
SPAIN	725	Analyse in InCites ↗
SWITZERLAND	540	Analyse in InCites ↗
CHINA MAINLAND	444	Analyse in InCites ↗

單本期刊指標總覽

期刊完整年分資訊

JCR YEAR
2022

NURSING ETHICS

ISSN
0969-7330

EISSN
1477-0989

JCR ABBREVIATION
NURS ETHICS

ISO ABBREVIATION
Nurs. Ethics

2022
2021
2020
2019
2018
2017
All years

選取 JCR YEAR 為「All years」
即可取得所有年分的數據

點選「Customize」可選擇
欲顯示 / 下載的指標數據

Export Customize

Year	Total Citations	Journal impact factor	JIF without self cites	5 Year Impact Factor	Immediacy Index	Citable items
2022	4,594	4.2	3.7	3.9	0.4	116
2021	4,124	3.344	2.995	3.472	0.747	83
2020	3,775	2.874	2.245	3.156	0.652	181
2019	2,862	2.597	1.893	3.143	0.796	201
2018	2,162	1.957	1.759	2.530	0.658	76
2017	1,773	1.876	1.613	2.199	0.370	73
2016	1,672	1.755	1.532	2.011	0.132	68
2015	1,431	1.469	1.154	1.808	0.174	69
2014	1,191	1.247	0.900	1.611	0.071	70

Indicator metrics

- Total Citations
- Journal impact factor
- JIF without self cites
- 5 Year Impact Factor
- Immediacy Index
- Citable items
- Total Articles
- Total Reviews
- Cited Half-Life
- Citing Half-Life
- Eigenfactor score
- Article influence score
- % of articles in Citable items
- Normalized Eigenfactor
- Average JIF Percentile

Apply

期刊基本資訊

JCR YEAR

2022

NURSING ETHICS

ISSN

0969-7330

EISSN

1477-0989

JCR ABBREVIATION

NURS ETHICS

ISO ABBREVIATION

Nurs. Ethics

投稿注意：

收錄年分
ISSN / eISSN
出版週期

Journal information

整合收錄於不同專輯與領域資訊

EDITION

Social Sciences Citation Index (SSCI)

Science Citation Index Expanded (SCIE)

CATEGORY

ETHICS - SSCI

NURSING - SCIE

NURSING - SSCI

LANGUAGES

English

REGION

ENGLAND

1ST ELECTRONIC JCR YEAR

1997

Publisher information

PUBLISHER

SAGE PUBLICATIONS LTD

ADDRESS

1 OLIVERS YARD, 55 CITY ROAD, LONDON EC1Y 1SP, ENGLAND

PUBLICATION FREQUENCY

8 issues/year

Journal Impact Factor

期刊影響指數

影響
指數

該期刊於某年度前 2 年所出版的文獻，
在某年度被其它文章引用的平均數

比較相同研究領域中
期刊相對影響程度

【期刊年度前2年被收錄於JCR資料庫的文獻在該年被引用次數總和】

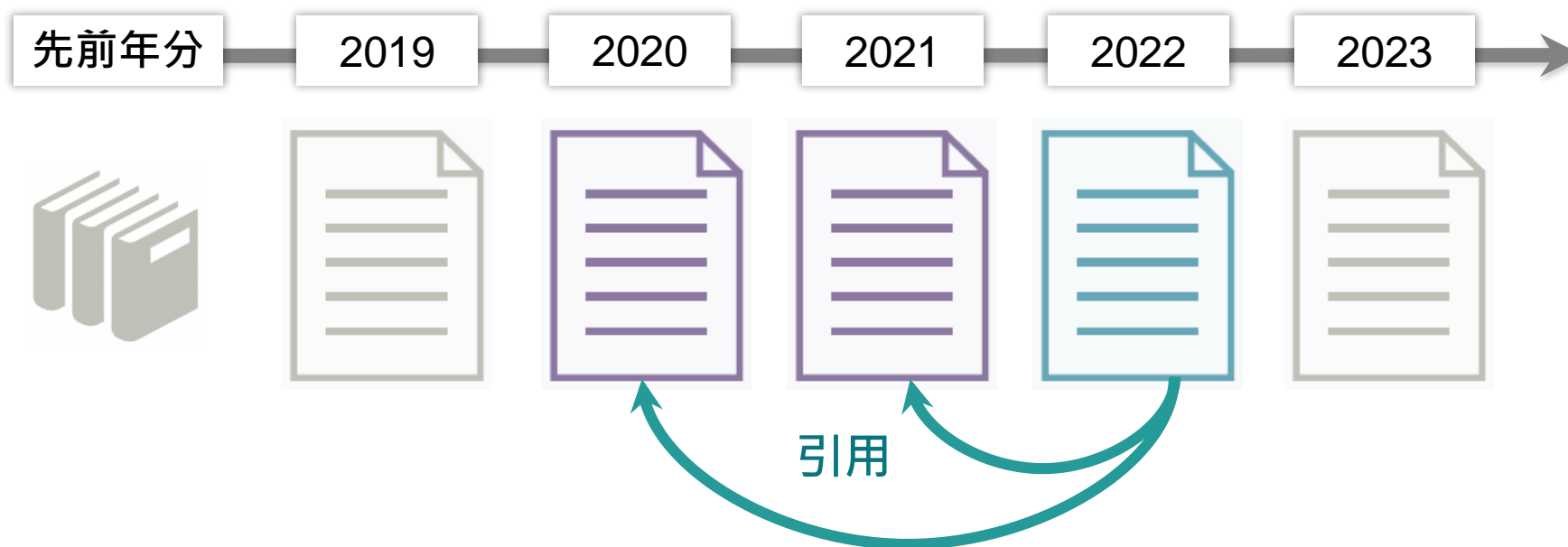
【該期刊早2年所有可被引用文獻總數】

$$\frac{\text{Citations in 2022 to items published in 2020} \\ (837) + 2021 (283)}{\text{Number of citable items in 2020 (182) + 2021} \\ (85)} = \frac{1,120}{267} = 4.2$$

2022 JIF 計算方式

2022 Impact Factor

期刊在 **2020-2021** 年的發表文章在 **2022** 年的總被引用次數
除以
2020-2021 年可被引用文章總數

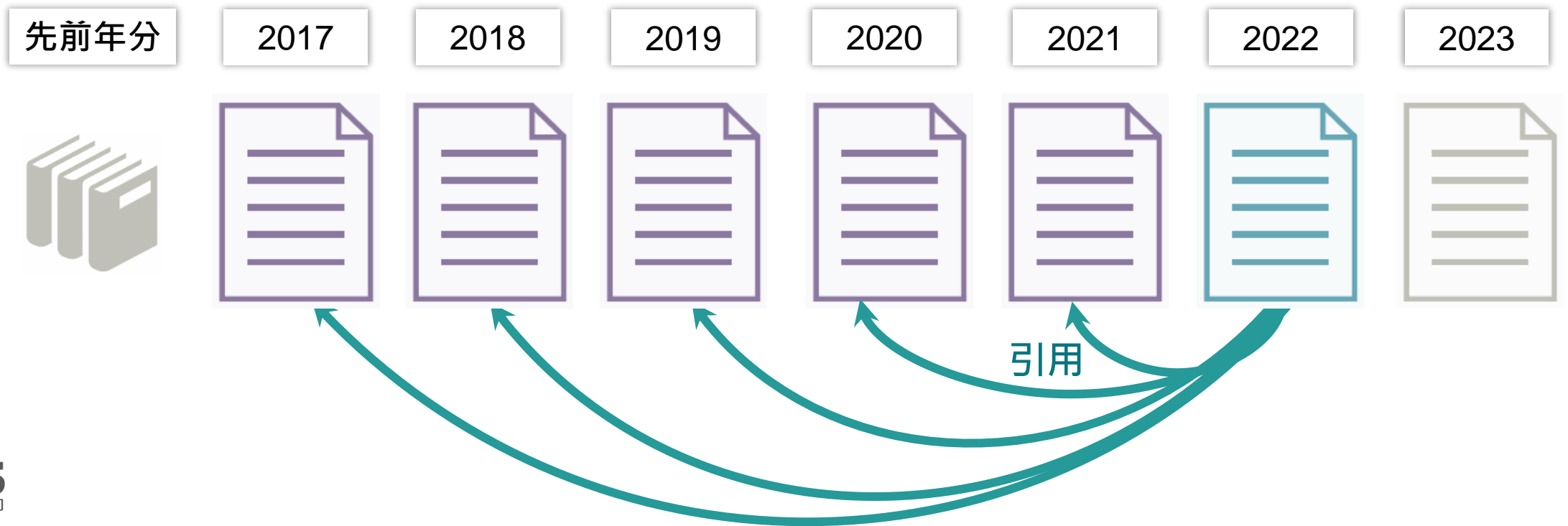


JIF 頁面說明

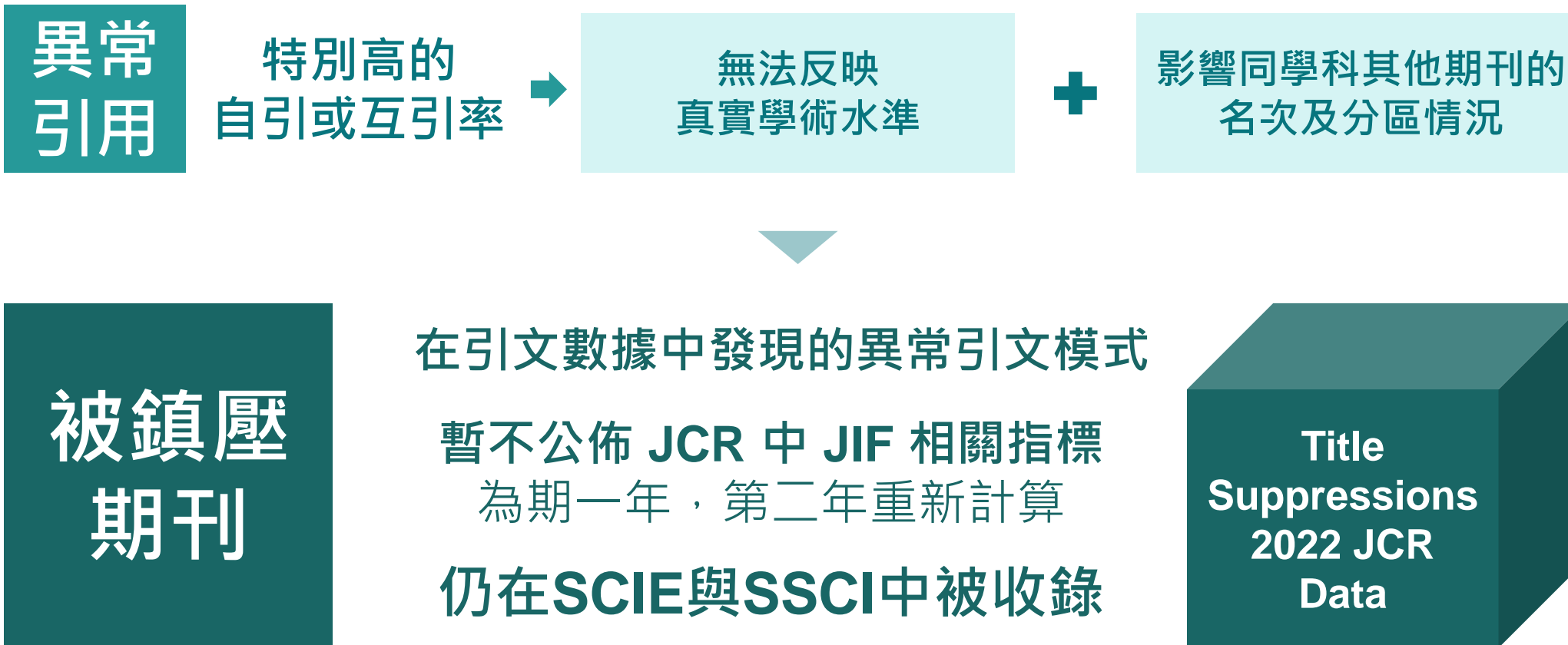
2022 5-Year IF 計算方式

2022 5-Year Impact Factor

期刊在**2017 - 2021**年的發表文章在 **2022** 年的總被引用次數
除以
2017 - 2021 年可被引用文章總數



Title Suppressions



被鎮壓期刊頁面

被鎮壓期刊
定義說明

2022

Bioscience Research

ISSN
1811-9506

EISSN
2218-3973

JCR ABBREVIATION
BIOSCI RES

ISO ABBREVIATION
Biosci. Res.

Journal information
EDITION
Emerging Sources Citation Index (ESCI)

Journal's performance

① Suppressed Journal
All information for this journal using Journal Impact Factor are not shown due to anomalous citation patterns found in the 2022 citation data. These patterns result in a distortion of the Journal Impact Factor and rank that does not accurately reflect the journal's citation performance in the literature.

Journal Citation Indicator (JCI) [Export](#)
0.11
The Journal Citation Indicator (JCI) is the average Category Normalized Citation Impact (CNCI) of citable items (articles & reviews) published by a journal over a recent three year period. The average JCI in a category is 1. Journals with a JCI of 1.5 have 50% more citation impact than the average in that category. It may be used alongside other metrics to help you evaluate journals. [Learn more](#)

Total Citations [Export](#)
712
The total number of times that a journal has been cited by all journals included in the database in the JCR year. Citations to journals listed in JCR are compiled annually from the JCR years combined database, regardless of which JCR edition lists the journal.

明確標示
當年被鎮壓期刊

?

期刊影響指數 JIF

2022 JOURNAL IMPACT FACTOR

4.2

JOURNAL IMPACT FACTOR WITHOUT SELF CITATIONS

3.7

[View calculation](#)

Journal Impact Factor contributing items

[Export](#)

Citable items (267)

Citing Sources (375)

TITLE

Self-care strategies in response to nurses' moral injury during COVID-19 pandemic

Authors: Hossain, Fahmida;Clatty, Ariel

Volume: 28

Accession number: WOS:000600165000001

Document Type: Article

[View in Web of Science](#)

Nurses' ethical challenges caring for people with COVID-19: A qualitative study

44

Moral injury in healthcare professionals: A scoping review and discussion

41

Moral distress in nurses caring for patients with Covid-19

32

Healthcare workers' stress when caring for COVID-19 patients: An altruistic perspective

29

Complications and meta-analysis

What is 'moral distress' in nursing? A feminist empirical bioethics study

20

Nurses experiences of ethical dilemmas: A review

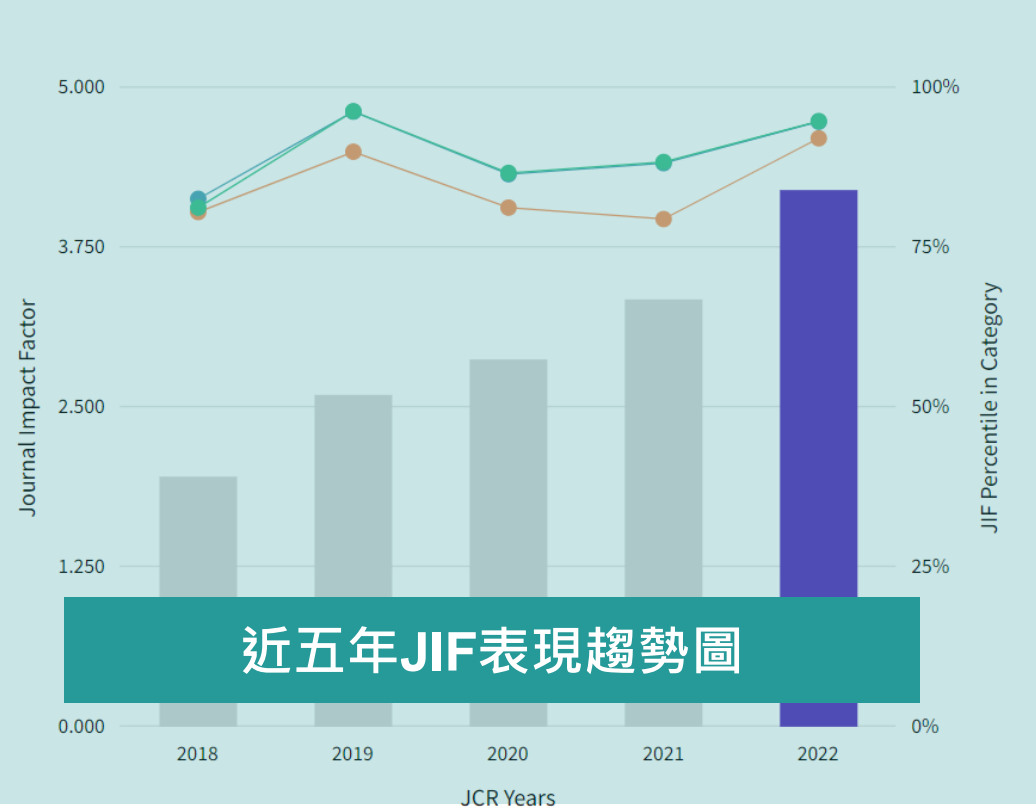
19

凡 Web of Science 訂戶皆可點選連結至原始文獻

期刊影響因子計算引用文獻之原始數據

JIF定義說明

Journal Impact Factor Trend 2022

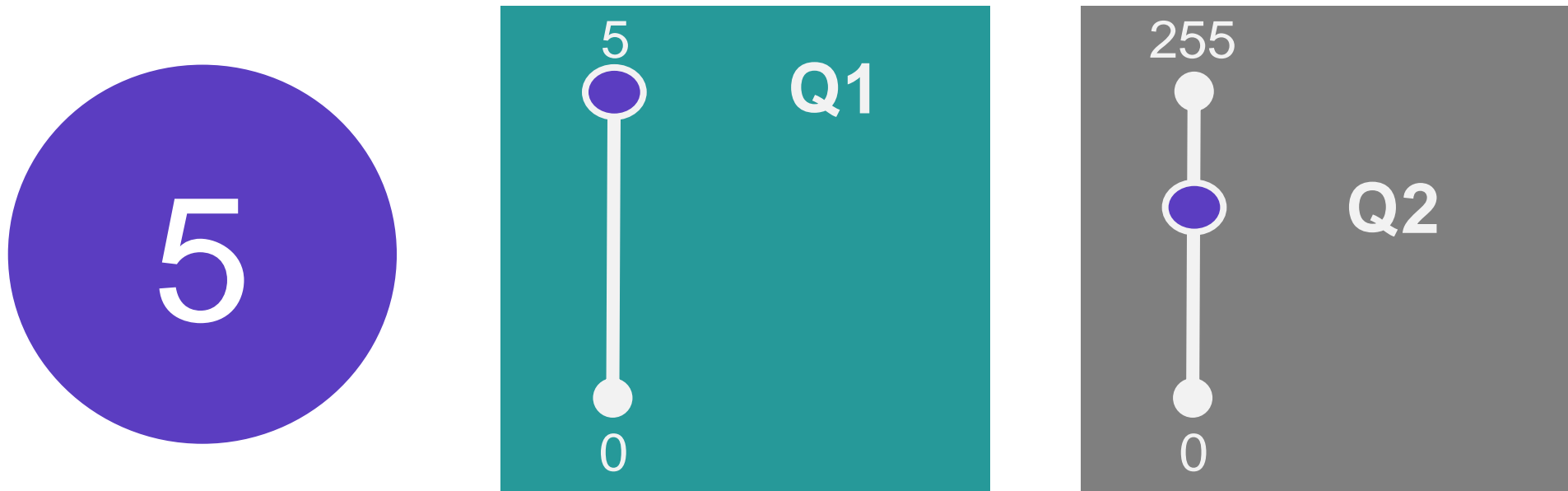


近五年JIF表現趨勢圖

● Journal Impact Factor ● NURSING - SSCI ● ETHICS - SSCI ● NURSING - SCIE

誰比較厲害？

這本期刊的 JIF 是高還是低？



被引用次數表現取決於領域與內容（研究領域、出版年份、文檔類型）

期刊影響指數的使用

合理

- 了解期刊的影響力
- 評估合適的投稿期刊
- 發現研究領域相關期刊

錯誤

- 判定單篇文章或作者優劣
- 以JIF值進行跨學科比較
- 僅以JIF評斷研究價值

Journal Citation Indicator

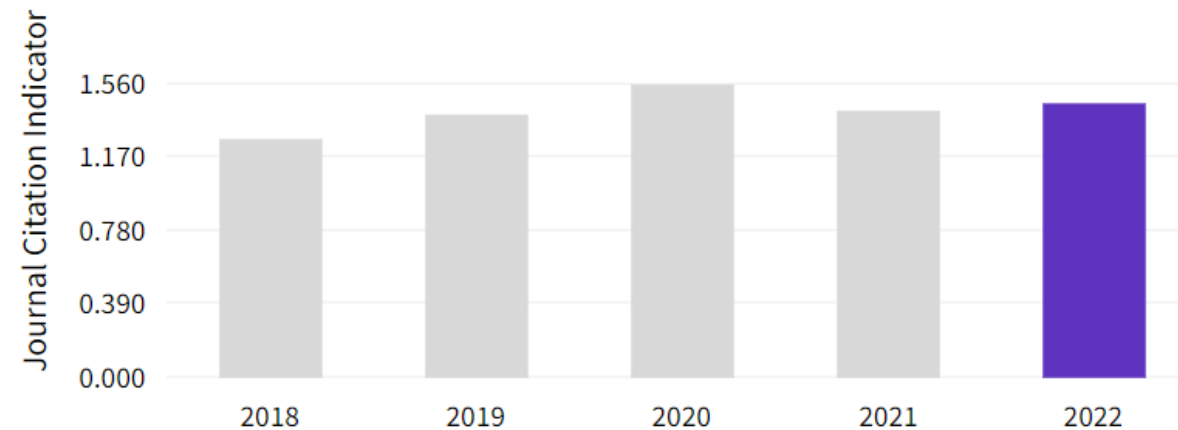
JCI定義說明

Journal Citation Indicator (JCI) ⓘ

↓ Export

1.46

The Journal Citation Indicator (JCI) is the average Category Normalized Citation Impact (CNCI) of citable items (articles & reviews) published by a journal over a recent three year period. The average JCI in a category is 1. Journals with a JCI of 1.5 have 50% more citation impact than the average in that category. It may be used alongside other metrics to help you evaluate journals. [Learn more](#)



近五年JCI表現趨勢圖

JCI定義

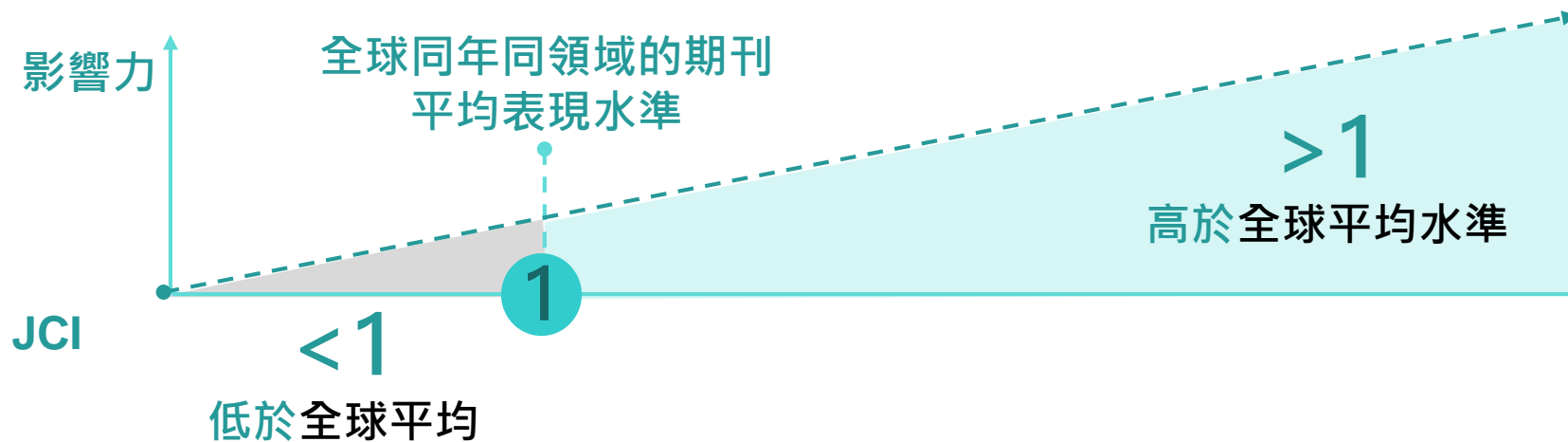
期刊過去三年發表可引用項目的 CNCI 平均值

指標特色

計算經過領域、文獻類型與發表年份的正規化，是衡量期刊最新出版內容引文影響力的全新方式。

自 2021 年 JCR 起，Web of Science 核心合輯的所有期刊都會計算此數值。

數值解讀



說明書下載：Journal Citation Indicator 介紹

CNCI 定義

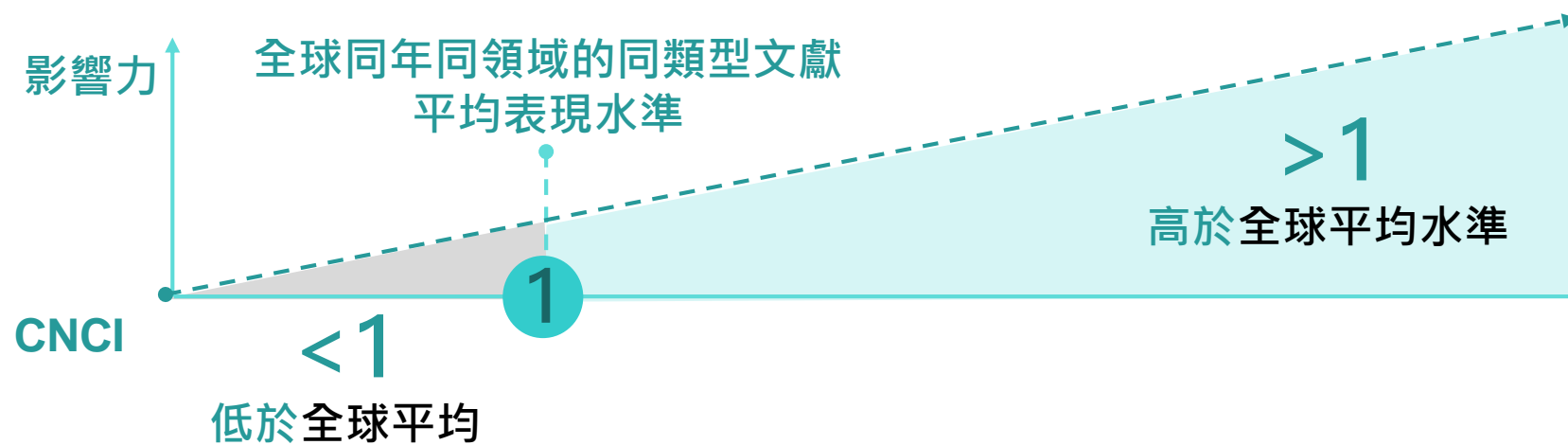
一篇期刊論文
的被引用次數
除以
相同資料類型、出版年、學科領域論文
的平均被引用次數

指標 特色

排除了出版年分、學科領域與文獻類型的
影響，提供正規化後的指標，可交叉學科
或單一學科的進行分析

可檢視機構各個學科發展的
「影響力表現」

數值 判斷



CNCI 計算方式

CNCI 學科正規化引文影響力 — 審視文章學科發展的「影響力的表現」

Article Title	Authors	Source	Research Area	Document Type	Publication Date	Times Cited ↓	Category Expected Citations	Category Normalized Citation Impact
Guidelines for the use and interpretation of assays for monitoring autophagy (3rd edition)	Klionsky, Daniel J.; Abdelmohsen, Kotb; Abe, Akihisa; Abedin, Md Joynal; Abeliovich, Hagai; et al.	AUTOPHAGY	CELL BIOLOGY	Review	2016	3,777	49.89	75.7
			學科 Cell Biology	文獻類型 Review	出版年代 2016	文獻總被引用次數 A	B	A/B = CNCI

排除影響論文影響力的變因

2016 年在 Cell Biology 學科發表的文獻類型為 Review 的文章平均被引用次數

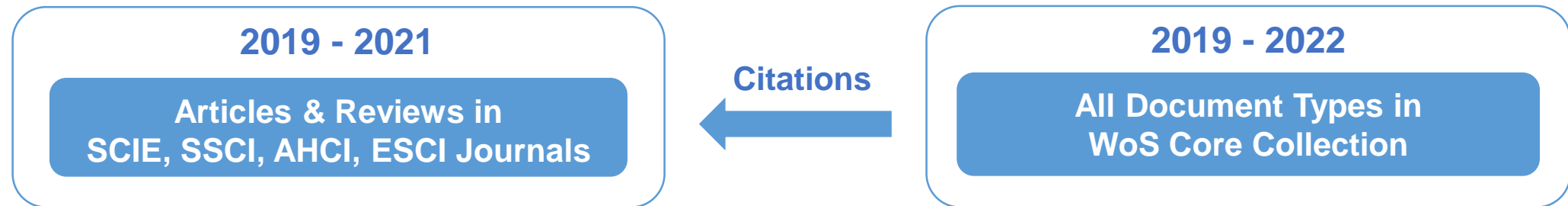
$$\text{CNCI} = \frac{\text{A 文獻總被引次數 (Times Cited)}}{\text{B 同年同學科同文獻類型的文獻平均被引用次數 (CEC)}} = \frac{3777}{49.89} = 75.7$$

※ CNCI 數值來源自 InCites 資料庫

2022 JCI 計算方式

Journal Citation Indicator = 期刊於過去三年發表的所有 Article 及 Review 的 CNCI 值總平均

2022 年 Journal Citation Indicator = 2019、2020、2021 年該期刊發表 Article 及 Review 的 CNCI 的總平均



透過 JCI 觀察期刊是否高於世界平均水準

JCI 平均為 1，JCI 為 1.5 的期刊比該類別的平均水平高出 50% 的引文影響

JIF 與 JCI 定義與運用比較

Journal Impact Factor

SCIE 及 SSCI 期刊

文獻計算：前 2 年 A+R*
被引計算：當年

跨學科無法直接比較

期刊範圍

時間範圍

可比較性

Journal Citation Indicator

SCIE、SSCI、AHCI 及 ESCI 期刊

文獻計算：前 3 年 A+R*
被引計算：前 3 年 + 當年

相近領域跨學科間可比較

*A+R = Article + Review 論文與文獻綜述

所以，知道 JIF JCI
就夠了嗎？

了解各項指標 評估合適投稿期刊

指標分類

Impact metrics 影響力指標

Metrics focused on the citation impact of the journals.

- ✓ Total Citations
- ✓ 2022 JIF
- ✓ JIF Rank
- ✓ 5 Year JIF
- ✓ 5 Year JIF Quartile
- ✓ JIF Without Self Cites
- ✓ Immediacy Index

Normalized metrics 正規化指標

Metrics that have been adjusted mathematically to a particular context.

- ✓ 2022 JCI
- ✓ JCI Rank
- ✓ JCI Quartile
- ✓ JCI Percentile
- ✓ Eigenfactor
- ✓ Normalized Eigenfactor
- ✓ Article Influence Score
- ✓ JIF Percentile
- ✓ JIF Quartile
- ✓ AIS Quartile

Source metrics 數據來源指標

Metrics based on the content of the journals.

- ✓ Citable Items
- ✓ % of Articles in Citable items
- ✓ Cited Half-Life
- ✓ Citing Half-Life
- ✓ Total Articles
- ✓ % of OA Gold

影響力指標 Impact Metrics

Total Cites 被引用總次數

標明該期刊被其它收錄期刊引用總次數。

Impact Factor Without Journal Self Cites

扣除期刊自我引用的期刊影響指數。

Immediacy Index 立即指數

利用某一年中發表的文章在**當年度**被引用次數除以**同年所發表文章的總數**所得到的指數。用於評估特定期刊在**當年度被引用的速度**，對**評價尖端研究領域**的期刊較有參考價值。

Journal Impact Factor 期刊影響指數

該期刊**前兩年**發表論文在當年度被引用的次數，除以該期刊前兩年發表論文的總數所得到的值。可用來評估同一研究領域不同期刊的相對重要性。

5-Year Impact Factor 五年影響指數

該期刊**前五年**發表論文在當年度被引用的次數，除以該期刊前兩年發表論文的總數所得到的值。此指數較能看出需經過較久的時間引用才會達到引用高峰的社會科學領域期刊影響力。

引文分布 Citation distribution

Citation distribution i

Export

The Citation Distribution shows the frequency with which items published in the year or two years prior were cited in the JCR data year (i.e., the component of the calculation of the JIF). The graph has similar functionality as the JIF Trend graph, including hover-over data descriptions for each data point, and an interactive legend where each data element's legend can be used as a toggle. You can view Articles, Reviews, or Non-Citable (other) items to the JIF numerator. [Learn more](#)

ARTICLE CITATION MEDIAN

2

REVIEW CITATION MEDIAN

5

UNLINKED CITATIONS

31



TIMES CITED

0

ARTICLES

45

REVIEWS

3

OTHER

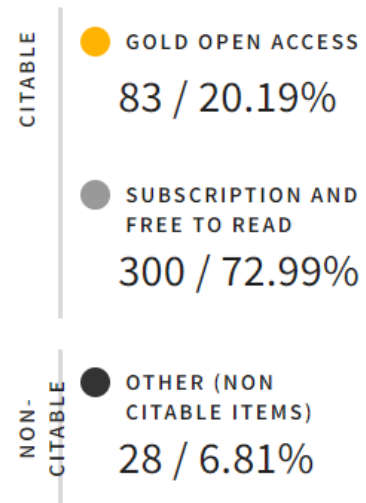
11

期刊內各類型文獻的被引次數篇數分布

Open Access

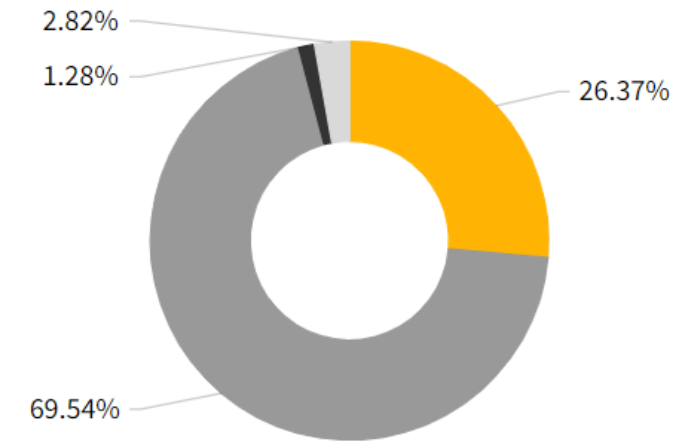
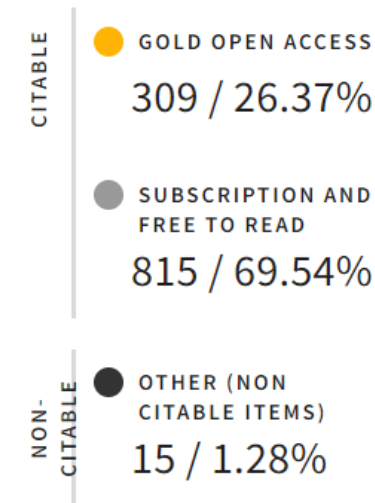
Items 篇數

TOTAL CITABLE 383
% OF CITABLE OA 21.67%



Citations* 被引用數

TOTAL CITABLE 1,124
% OF CITABLE OA 27.49%



- 該本期刊屬於 OA 的篇數及比例
- 該本期刊文獻不屬於 OA 的篇數及比例
- Other (如:最新消息、編者的話)篇數及比例

UNLINKED CITATIONS
33 / 2.82%

OA文章對期刊內容和引文的相對貢獻度

期刊排名

Rank by Journal Impact Factor

Rank by Journal Impact Factor

Journals within a category are sorted in descending order by Journal Impact Factor (JIF) resulting in the Category Ranking below. A separate rank is shown for each category in which the journal is listed in JCR. Data for the most recent year is presented at the top of the list, with other years shown in reverse chronological order. [Learn more](#)

EDITION
Social Sciences Citation Index (SSCI)
CATEGORY
ETHICS
5/57

JCR YEAR	JIF RANK	JIF QUARTILE	JIF PERCENTILE
2022	5/57	Q1	92.1
2021	1		
2020	1		
2019	6		
2018	1		

多領域期刊排名(Rank)，點選「●」或「>」即可顯示第三個以上的領域相關資訊。



EDITION
Social Sciences Citation Index (SSCI)
CATEGORY
NURSING
7/123

JCR YEAR	JIF RANK	JIF QUARTILE	JIF PERCENTILE
2022	7/123	Q1	
2021			
2020			
2019			
2018			

EDITION
Science Citation Index Expanded (SCIE)
CATEGORY
NURSING
7/125

JCR YEAR	JIF RANK	JIF QUARTILE	JIF PERCENTILE
2022	7/125	Q1	94.8
2021	15/125	Q1	88.40
2020	17/124	Q1	86.69
2019	5/123	Q1	96.34
2018	23/120	Q1	81.25

期刊在各所屬領域中的 JIF 與 JCI 排名、四分位數與百分位



數據來源指標 Source Metrics

Citable Items 該期刊可被引用的文章數量：

包含期刊內研究型文章（**Article**）及評論（**Review**），也就是被認為是對特定領域的學術研究有實質貢獻的文章，以及最有可能被其他文章引用的文章，因此不含社論、通訊、新聞及會議摘要。

% Articles in Citable Items :
被引用的文章數量百分比

Cited Half-Life 被引用半衰期：

指期刊達到 50% 被引用率所需要的時間。該數值有助於圖書館確定期刊的館藏和存檔的策略。例如：Nature 期刊 2020 年的被引半衰期超過了 10 年，表示 Nature 在 2020 年獲得的總引用次數，有一半的引用都來自於 2010 年以前。

Citing Half-Life 引用半衰期：

一期刊從當前年度往前推算，該年引用各年度期刊數達到總引用數 50% 所需的時間。可了解參考文獻的新穎性。與被引用半衰期一起使用有助於評價編輯政策。

引文網絡 Citation network Cited & Citing Half-life

Cited Half-life

5.4 years

The Cited Half-Life is the median age of the items in this journal that were cited in the JCR year. Half of a journal's cited items were published more recently than the cited half-life.

TOTAL NUMBER OF CITES

4,594

NON SELF-CITATIONS

3,979

SELF-CITATIONS

615

期刊的
被引用半衰期與引用半衰期

Citing Half-life

7.1 years

The Citing Half-Life is the median age of items in other journals that cite items published by this journal in the JCR year.

Cited Half-life Data

TOTAL NUMBER OF CITES

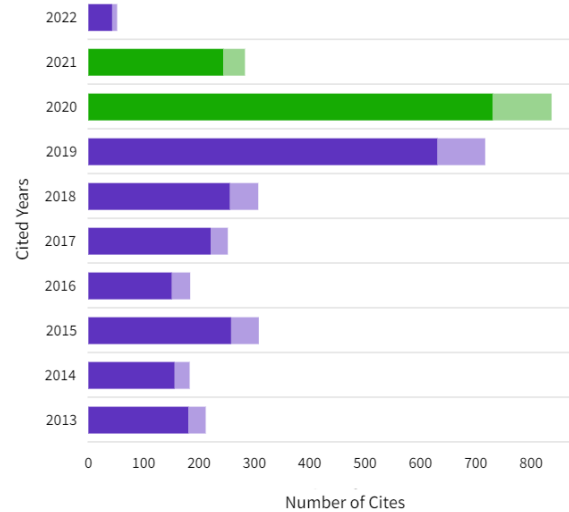
5,320

NON SELF-CITATIONS

4,705

SELF-CITATIONS

615



- Non-self citations: citations to the journal from the items in other sources
- Citations to items in the journal from items in the same journal
- Citations used to calculate the Impact Factor

近十年累積的被引用與引用數
與相對百分比

Citing Half-life Data

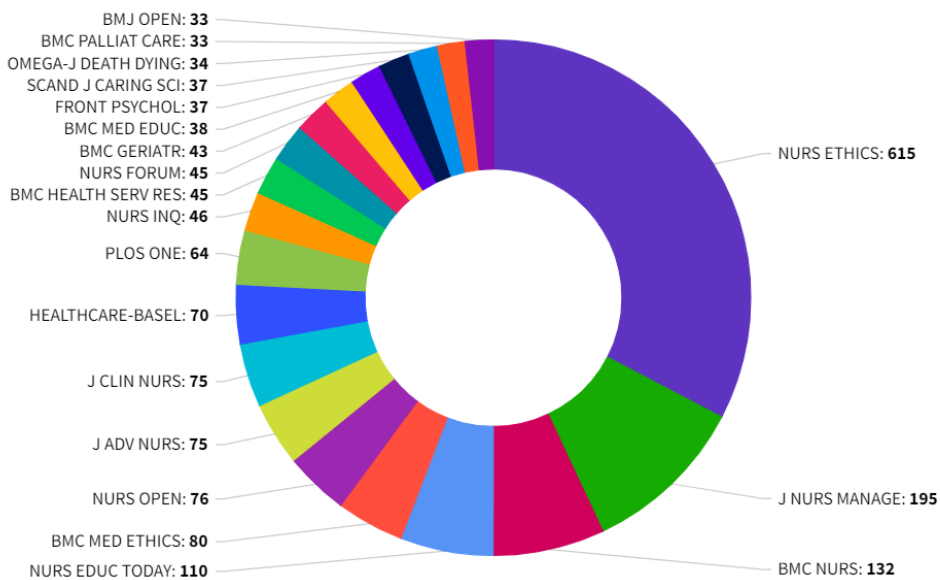
Export

CITED YEAR	# OF CITES FROM 2022	CUMULATIVE %	# OF CITING SOURCES
All years	4,594 citations	100.00%	846 sources
2022	52 citations	1.13%	34 sources
2021	283 citations	7.29%	118 sources
2020	837 citations	25.51%	320 sources
2019	717 citations	41.12%	271 sources
2018	307 citations	47.80%	133 sources
2017	252 citations	53.29%	110 sources
2016	184 citations	57.29%	84 sources
2015	308 citations	64.00%	134 sources
2014	183 citations	67.98%	107 sources
2013	212 citations	72.59%	113 sources
Older	1,259 citations		

Cited Data

Citing Data

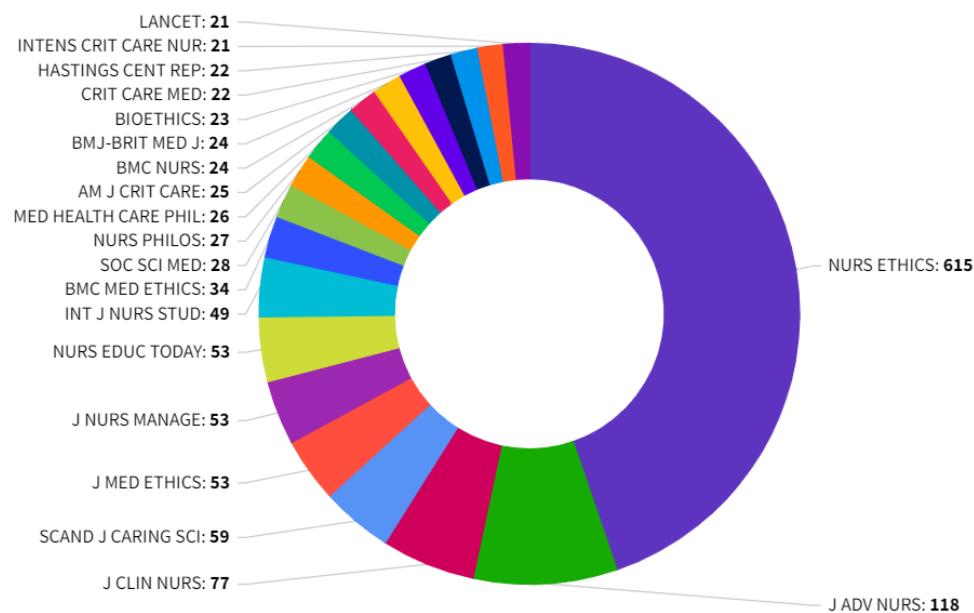
Top 20 journals citing NURS ETHICS by number of citations



Cited Data

Citing Data

20 journals cited by NURS ETHICS by number of citations



期刊的引用與被引用互動情況前20名期刊

Source data

Average JIF Percentile

Source data

This tile shows the breakdown of document types published by the journal. Citable Items are Articles and Reviews. For the purposes of calculating JIF, a JCR year considers the publications of that journal in the two prior years. [Learn more](#)

116 total citable items

	ARTICLES	REVIEWS	COMBINED(C)	OTHER DOCUMENT TYPES(O)	PERCENTAGE
NUMBER IN JCR YEAR 2022 (A)	105	11	116	9	93%
NUMBER OF REFERENCES (B)	4,551	699	5,250	70	99%
RATIO (B/A)	43.3	63.5	45.3	7.8	

不同類型文獻
對期刊內容的相對貢獻度

Average JIF Percentile

Export

The Average Journal Impact Factor Percentile takes the sum of the JIF Percentile rank for each category under consideration, then calculates the average of those values. [Learn more](#)

ALL CATEGORIES AVERAGE

93.9

EDITION

Science Citation Index
Expanded

EDITION

Social Sciences Citation
Index

NURSING

94.8

ETHICS

92.1

NURSING

94.7

期刊在不同領域的JIF排名百分等級
及所有領域排名平均百分等級

機構與國家分布概覽

Contributions by organizations

Export

Organizations that have contributed the most papers to the journal in the most recent three-year period. [Learn more](#)

RANK	ORGANIZATION	COUNT
1	UNIVERSITY OF TURKU	20
2	UNIVERSITY OF OSLO	15
-	VID SPECIALISED UNIVERSITY	15
4	OSLO METROPOLITAN UNIVERSITY (OSLOMET)	12
5	ABO AKADEMI UNIVERSITY	9
-	NORD UNIVERSITY	9
-	UNIVERSITY OF BERGEN	9
-	UNIVERSITY OF SURREY	9
-	UNIVERSITY OF TORONTO	9
10	KU LEUVEN	

Contributions by country/region

Export

most recent

有助於瞭解該期刊的內容來源是否具有國際影響力，或達到特定受眾等概況資訊。

RANK	COUNTRY / REGION	COUNT
1	USA	62
2	Norway	50
3	England	42
4	Iran	38
5	Canada	35
6	Finland	33
7	CHINA MAINLAND	28
8	Sweden	26
9	Turkey	20

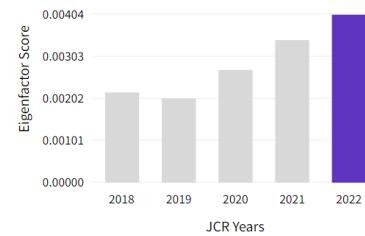
最近三年內為該期刊貢獻最多論文之來源機構與地區/國家概況

其他指標

Eigenfactor Score

0.00404

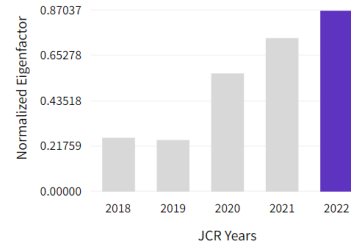
The Eigenfactor Score is a reflection of the density of the network of citations around the journal using 5 years of cited content as cited by the Current Year. It considers both the number of citations and the source of those citations, so that highly cited sources will influence the network more than less cited sources. The Eigenfactor calculation does not include journal self-citations. [Learn more](#)



Normalized Eigenfactor

0.87037

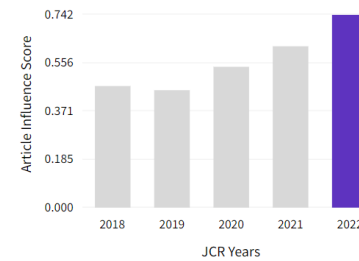
The Normalized Eigenfactor Score is the Eigenfactor score normalized, by rescaling the total number of journals in the JCR each year, so that the average journal has a score of 1. Journals can then be compared and influence measured by their score relative to 1. [Learn more](#)



Article influence score

0.742

The Article Influence Score normalizes the Eigenfactor Score according to the cumulative size of the cited journal across the prior five years. The mean Article Influence Score for each article is 1.00. A score greater than 1.00 indicates that each article in the journal has above-average influence. [Learn more](#)

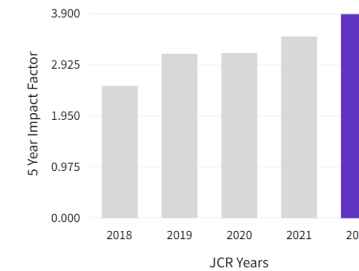


5 Year Impact Factor

3.9

[View Calculation](#)

The 5-year Impact Factor is the average number of times articles from the journal published in the past five years have been cited in the JCR year. It is calculated by dividing the number of citations in the JCR year by the total number of articles published in the five previous years.

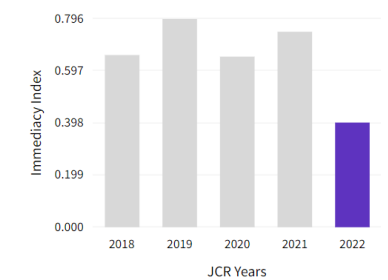


Immediacy Index

0.4

[View Calculation](#)

The Immediacy Index is the count of citations in the current year to the journal that reference content in this same year. Journals that have a consistently high Immediacy Index attract citations rapidly. [Learn more](#)



期刊的其他正規化指標
近五年表現趨勢

期刊的5 Year IF與立即指數
近五年表現趨勢

正規化指標 Normalized Metrics

Eigenfactor Score 特徵係數

此一數值忽略期刊自我引用，並將自然科學、社會科學期刊一併計算。可用於考量不同學科領域的引用差異，讓各學科能在同一引文基準點上進行比較。可瞭解特定期刊在學術引用社群的總影響力。出版文章數越多的期刊可能具較高引用次數，能見度較高，通常有較高的 Eigenfactor。

Normalized Eigenfactor 正規化特徵係數

這個改善的計算是由華盛頓大學的 Eigenfactor 團隊所發展的，提供更明確的指數計算。例如，如果期刊的 Normalized Eigenfactor 是 2，則該刊為同領域其它期刊影響力的兩倍。

Article Influence Score 文章影響係數

利用 Eigenfactor 進行計算而得出的數值，提供該期刊平均每篇文章的影響力。假設在 JCR 資料庫所有文章的平均值為 1，若該期刊 Article Influence Score 大於 1，表示該期刊每篇文章影響力居於 JCR 資料庫所有文章的平均值以上；反之，小於 1 則在平均值以下。

瀏覽與查找期刊

搜尋或選擇期刊

21,522 journals

JCR涵蓋所有年分的期刊總數

Journal name/abbreviation, ISSN/eISSN, category, publisher, country/region



[Copy query link](#) [Export](#)

Indicators: Default

[Customize](#)

Filter

- Journals (21,522)
- ISSN/eISSN
- Categories (254)
- Publishers (8,550)
- Country / region (112)
- Citation Indexes
- JCR Year
- Open Access

[Reset](#) [Apply](#)

Journals

- AMERICAN JOU
- American Journalism
- American Journal of Play
- AMERICAN JOURNAL OF BOTANY
- AMERICAN JOURNAL OF NURSING
- AMERICAN JOURNAL OF PHYSICS

Total Citations	2022 JIF	JIF Quartile	2022 JCI	% of OA Gold
66,163	254.7	Q1	188.67	92.31 %
365,043	168.9	Q1	21.23	21.18 %
456,891	158.5	Q1	24.74	0.30 %
211,699	120.7	Q1	11.43	1.47 %
48,043	120.1	Q1	12.48	6.03 %
65,845	112.7	Q1	8.72	2.08 %
171,860	105.7	Q1	9.28	81.49 %

CELL BIOLOGY

BMJ-British Medical Journal 0959-535X 1756-1833 MEDICINE, GENERAL & INTERNAL SCIE



指標客制化選單

4 journals

Journal name/abbreviation, ISSN/eISSN, category, publisher, country/region

Copy query link Export

Indicators: Default

Customize

AMERICAN JOURNAL OF TRANSPLANTATION

LIVER TRANSPLANTATION

TRANSPLANTATION

CLINICAL TRANSP

Journal name	ISSN	eISSN	Category	Total Citations
<input type="checkbox"/> AMERICAN JOURNAL OF TRANSPLANTATION	1600-6135	1600-6143	Multiple	28,932
<input type="checkbox"/> TRANSPLANTATION	0041-1337	1534-6080	Multiple	25,972
<input type="checkbox"/> LIVER TRANSPLANTATION	1527-6465	1527-6473	Multiple	11,103
<input type="checkbox"/> CLINICAL TRANSPLANTATION	0902-0063	1399-0012	Multiple	6,772

Filter

4

Impact Metrics

Metrics focused on the citation impact of the journals.

- Total Citations
- 2022 JIF
- JIF Rank
- 5 Year JIF
- 5 Year JIF Quartile
- JIF Without Self Cites
- Immediacy Index

Normalized Metrics

Metrics that have been adjusted mathematically to a particular context.

- 2022 JCI
- JCI Rank
- JCI Quartile
- JCI Percentile
- Eigenfactor
- Normalized Eigenfactor
- Article Influence Score
- JIF Percentile
- JIF Quartile
- AIS Quartile

Source Metrics

Metrics based on the content of the journals.

- Citable Items
- % of Articles in Citable items
- Cited Half-Life
- Citing Half-Life
- Total Articles
- % of OA Gold

Name your indicators

Save

Apply

比較期刊

4 journals

Journal name/abbreviation, ISSN/eISSN, category, publisher, country/region



Copy query link

Export

Indicators: Default

Customize

AMERICAN JOURNAL OF TRANSPLANTATION

LIVER TRANSPLANTATION

TRANSPLANTATION

CLINICAL TRANSPLANTATION



Filter

4



Journal name	ISSN	eISSN	Category	Total Citations	2022 JIF	JIF Quartile	2022 JCI	% of OA Gold
<input type="checkbox"/> AMERICAN JOURNAL OF TRANSPLANTATION	1600-6135	1600-6143	Multiple	28,932	8.8	Q1	3.09	70.56 %
<input type="checkbox"/> TRANSPLANTATION	0041-1337	1534-6080	Multiple	25,972	6.2	Q1	1.52	8.96 %
<input type="checkbox"/> LIVER TRANSPLANTATION	1527-6465	1527-6473	Multiple	11,103	3.33	Q2	1.52	10.00 %
<input type="checkbox"/> CLINICAL TRANSPLANTATION	0902-0063	1399-0012	Multiple	6,772	3.94	Q2	1.52	10.00 %

亦可將最多50本期刊
加入最愛清單

一次最多選定
4本期刊做比較

Journals selected 4 Deselect all

Add to Favorites list

Compare

Up to 50 journals in one list

Up to 4 journals

比較期刊結果 - 基本資訊

Comparing 4 journals JCR year
 2022

	AMERICAN JOURNAL OF TRANSPLANTATION ×	TRANSPLANTATION ×	LIVER TRANSPLANTATION ×	CLINICAL TRANSPLANTATION ×
ISSN / eISSN	1600-6135 / 1600-6143	0041-1337 / 1534-6080	1527-6465 / 1527-6473	0902-0063 / 1399-0012
領域 & 專輯	CATEGORY SURGERY-SCIE TRANSPLANTATION-SCIE	IMMUNOLOGY-SCIE SURGERY-SCIE TRANSPLANTATION-SCIE	GASTROENTEROLOGY & HEPATOLOGY-SCIE SURGERY-SCIE TRANSPLANTATION-SCIE	SURGERY-SCIE TRANSPLANTATION-SCIE
國家地區	REGION DENMARK	USA	USA	DENMARK
期刊主要語言	LANGUAGE English	English	English	English
出版商	PUBLISHER WILEY	LIPPINCOTT WILLIAMS & WILKINS	WILEY	WILEY
JCR最新收錄年分	MOST RECENT JCR YEAR 2022	2022	2022	2022

比較期刊結果 - JIF 表現

2022 JIF
8.8

JIF TREND

JIF
10.0
7.5
5.0
2.5
0.0

2018 2019 2020 2021 2022

JCR Years

● JIF

6.2

JIF
7.0
5.3
3.5
1.8
0.0

2018 2019 2020 2021 2022

JCR Years

● JIF

4.6

JIF
7.0
5.3
3.5
1.8
0.0

2018 2019 2020 2021 2022

JCR Years

● JIF

2.1

JIF
4.0
3.0
2.0
1.0
0.0

2018 2019 2020 2021 2022

JCR Years

● JIF

最新收錄年分 JIF

JIF 近五年趨勢

JIF QUARTILE, PERCENTILE AND RANK BY CATEGORY

Category SURGERY-SCIE

JIF Quartile Q1

JIF Percentile 96.5

JIF Rank 8/212

Category TRANSPLANTATION-SCIE

JIF Quartile Q1

JIF Percentile 94.2

JIF Rank 2/26

Category IMMUNOLOGY-SCIE

JIF Quartile Q2

JIF Percentile 72.4

JIF Rank 45/161

Category SURGERY-SCIE

JIF Quartile Q1

JIF Percentile 94.6

JIF Rank 12/212

Category GASTROENTEROLOGY & HEPATOLO...

JIF Quartile Q2

JIF Percentile 70.4

JIF Rank 28/93

Category SURGERY-SCIE

JIF Quartile Q1

JIF Percentile 89.4

JIF Rank 23/212

Category SURGERY-SCIE

JIF Quartile Q2

JIF Percentile 50.2

JIF Rank 106/212

Category TRANSPLANTATION-SCIE

JIF Quartile Q3

JIF Percentile 32.7

JIF Rank 18/26

Category TRANSPLANTATION-SCIE

JIF Quartile Q1

JIF Percentile 90.4

各所屬領域 JIF 四分位數
與 JIF 百分位數

比較期刊結果 - JCI 表現



JCI 近五年趨勢

JCI QUARTILE, PERCENTILE AND RANK BY CATEGORY

Category	SURGERY	Category	IMMUNOLOGY	Category	GASTROENTEROLOGY & HEPATOLOGY	Category	SURGERY
JCI Quartile	Q1	JCI Quartile	Q1	JCI Quartile	Q1	JCI Quartile	Q2
JCI Percentile	98.77	JCI Percentile	87.85	JCI Percentile	83.70	JCI Percentile	73.42
JCI Rank	4/284	JCI Rank	22/177	JCI Rank	23/138	JCI Rank	76/284
Category	TRANSPLANTATION	Category	SURGERY	Category	SURGERY	Category	TRANSPLANTATION
JCI Quartile	Q1	JCI Quartile	Q1	JCI Quartile	Q1	JCI Quartile	Q2
JCI Percentile	98.44	JCI Percentile	91.73	JCI Percentile	88.56	JCI Percentile	70.31
JCI Rank	1/32	JCI Rank	24/284	JCI Rank	33/284	JCI Rank	10/32
Category	TRANSP	Category	TRANSP	Category	TRANSP	Category	TRANSP
JCI Quartile	Q1	JCI Quartile	Q1	JCI Quartile	Q1	JCI Quartile	Q1
JCI Percentile	89.06	JCI Percentile	89.06	JCI Percentile	89.06	JCI Percentile	89.06
JCI Rank	4/32	JCI Rank	4/32	JCI Rank	5/32	JCI Rank	5/32

各所屬領域 JCI 四分位數 與 JCI 百分位數

比較期刊結果 - AIS Quartile & OA 分布

ARTICLE INFLUENCE SCORE QUARTILE BY CATEGORY

Category: SURGERY-SCIE
AIS Quartile: Q1

Category: IMMUNOLOGY-SCIE
AIS Quartile: Q2

Category: GASTROENTEROLOGY & HEPATOLO...
AIS Quartile: Q1

Category: SURGERY-SCIE
AIS Quartile: Q2

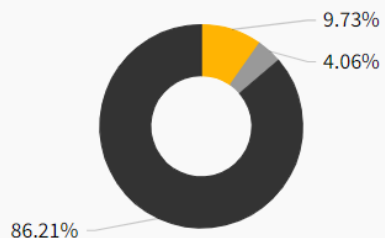
Category: TRANSPLANTATION-SCIE
AIS Quartile: Q1

Category: TRANSPLANTATION-SCIE
AIS Quartile: Q1

Category: TRANSPLANTATION-SCIE
AIS Quartile: Q3

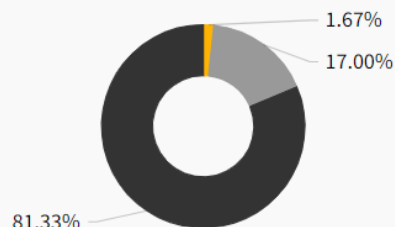
各領域 Article Influence Score 四分位數

% OF OA GOLD - ITEMS
9.73%



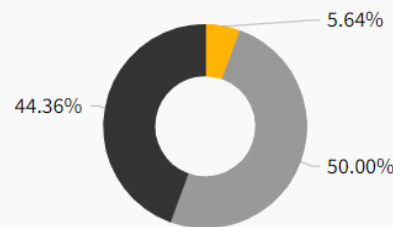
- Gold Open Access (Citable)
- Subscription and free to read (Citable)
- Other (Non-citable items)

1.67%



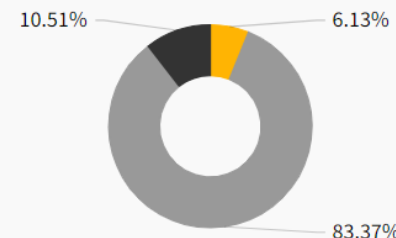
- Gold Open Access (Citable)
- Subscription and free to read (Citable)
- Other (Non-citable items)

5.64%



- Gold Open Access (Citable)
- Subscription and free to read (Citable)
- Other (Non-citable items)

6.13%



- Gold Open Access (Citable)
- Subscription and free to read (Citable)
- Other (Non-citable items)

OA 分布

Browse journals 使用方式

Filter

Journals (21,522) >

ISSN/eISSN >

Categories (254) >

Publishers (8,550) >

Country / region (112) >

Citation Indexes >

JCR Year >

Open Access >

JIF Quartile >

JIF Range >

JCI Range >

JIF Percentile >

Reset

Apply

Search categories (Web of Science)

Search

可輸入學科領域關鍵字搜尋

Acoustics

Agricultural Economics & Policy

Agricultural Engineering

Agriculture, Dairy & Animal Science

Agriculture, Multidisciplinary

Agronomy

Allergy

Anatomy & Morphology

Andrology

Anesthesiology

Anthropology

Archaeology

Architecture

Area Studies

Art

Asian Studies

Astronomy & Astrophysics

Communication

Computer Science, Artificial Intelligence

Literary Theory & Criticism

Literature

Literature, African, Australian, Canadian

Literature, American

Literature, British Isles

Literature, German, Dutch, Scandinavian

Literature, Romance

Literature, Slavic

Logic

Music

Mycology

查看特定學科領域期刊清單方法

1. 點選限縮 Filter 功能後，點選 Categories
2. 查看勾選需要的領域
3. 點選 Apply

Browse journals

- Category 顯示為 Multiple 點選即可顯示所有所屬領域。
- 登入個人化帳號，點選「Customize」可設定預設顯示指標，包含 5 Year JIF、某年分 JCI 等。

21,522 journals

Journal name/abbreviation, ISSN/eISSN, category, publisher, country/region

Copy query link Export

Indicators: Default Customize

Journal name	ISSN	eISSN	Category	Total Citations
<input type="checkbox"/> CA-A CANCER JOURNAL FOR CLINICIANS	0007-9235	1542-4863	ONCOLOGY - SCIE	66,163
<input type="checkbox"/> LANCET	0140-6736	1474-547X	MEDICINE, GENERAL & INTERNAL - SCIE	365,043
<input type="checkbox"/> NEW ENGLAND JOURNAL OF MEDICINE	0028-4793	1533-4406	MEDICINE, GENERAL & INTERNAL - SCIE	456,891
<input type="checkbox"/> JAMA-JOURNAL OF THE AMERICAN MEDICAL ASSOCIATION	0098-7484	1538-3598	MEDICINE, GENERAL & INTERNAL - SCIE	211,699
<input type="checkbox"/> NATURE REVIEWS DRUG DISCOVERY	1474-1776	1474-1784	Multiple BIOTECHNOLOGY & APPLIED MICROBIOLOGY - SCIE	
<input type="checkbox"/> NATURE REVIEWS MOLECULAR CELL BIOLOGY	1471-0072	1471-0080	CELL BIOLOGY - SCIE	

Filter

Impact Metrics

Metrics focused on the citation impact of the journals.

- Total Citations
- 2022 JIF
- JIF Rank
- 5 Year JIF
- 5 Year JIF Quartile
- JIF Without Self Cites
- Immediacy Index

Normalized Metrics

Metrics that have been adjusted mathematically to a particular context.

- 2022 JCI
- JCI Rank
- JCI Quartile
- JCI Percentile
- Eigenfactor
- Normalized Eigenfactor
- Article Influence Score
- JIF Percentile
- JIF Quartile
- AIS Quartile

Source Metrics

Metrics based on the content of the journals.

- Citable Items
- % of Articles in Citable items
- Cited Half-Life
- Citing Half-Life
- Total Articles
- % of OA Gold

Name your indicators

112.7 Q1 8.72 2.08 %

Save Apply

投稿建議

期刊比對工具



Master Journal List Match Manuscript

Match Manuscript

Web of Science Group Master Journal List Search Journals Match Manuscript Downloads Help Center Login Create Free Account

Browse, search, and explore journals indexed in the *Web of Science*

The *Master Journal List* is an invaluable tool to help you to find the right journal for your needs across multiple indices hosted on the *Web of Science* platform. Spanning all disciplines and regions, *Web of Science Core Collection* is at the heart of the *Web of Science* platform. Curated with care by an expert team of in-house editors, *Web of Science Core Collection* includes only journals that demonstrate high levels of editorial rigor and best practice. As well as the *Web of Science Core Collection*, you can search across the following specialty collections: *Biological Abstracts*, *BIOSIS Previews*, *Zoological Record*, and *Current Contents Connect*, as well as the *Chemical Information* products.

Search Journal, ISSN or title word... Search Journals

瀏覽、搜索和探索被
Web of Science 索引的期刊

Match Manuscript

The world's leading journals and publisher-neutral data

Journal name/abbreviation, ISSN/eISSN, category, publisher, country/region



Already have a manuscript?

Find relevant, reputable journals for potential publication of your research using Manuscript matcher.

Match my manuscript

See full listings and refine your search by



Journals



Categories



Publishers



Countries/Regions

比對方法

Manuscript Matcher ×

Manuscript Matcher helps you find the most related journals for your manuscript. It works best when your title has at least 10 words and your abstract has at least 100 words. Using this information, it will pull the most relevant keywords for matching.

Please enter your manuscript information below.

Title

Liver transplantation: Current status and challenges

The manuscript title or relevant part(s) of the title. This works best with at least 10 words.

Abstract

Great progress has been made in the field of liver transplantation over the past two decades. This progress, however, also brings up the

The manuscript abstract or relevant part(s) of the abstract. This works best with at least 100 words.

Cancel Find Journals

輸入
欲比對文章的標題
與 **100字以內**摘要

比對結果

Filters [Clear All](#)

- Web of Science Coverage
- Open Access
- Category
- Country / Region
- Language
- Frequency
- Journal Citation Reports

Match Results

Found 35 results (Page 1)

[Share These Results](#)

顯示合適期刊，可依投稿需求於左側進行條件篩選

AMERICAN JOURNAL OF TRANSPLANTATION

Publisher: WILEY , 111 RIVER ST, HOBOKEN, USA, NJ, 07030-5774

ISSN / eISSN: 1600-6135 / 1600-6143

Web of Science Core Collection: Science Citation Index Expanded

Additional Web of Science Indexes: Current Contents Clinical Medicine | Essential Science Indicators

Match Score
0.26

Top Keywords:

liver allografts

liver transplants

deceased donor pool

extended criteria donors

organ shortage

[Share This Journal](#)

[View profile page](#)

CLINICAL TRANSPLANTATION

Publisher: WILEY , 111 RIVER ST, HOBOKEN, USA, NJ, 07030-5774

ISSN / eISSN: 0902-0063 / 1399-0012

期刊資訊頁面

[View profile page](#)

General Information

Web of Science Coverage

Journal Citation Report

Peer Review Information

PubMed® Information

[Return to Search Results](#)

AMERICAN JOURNAL OF TRANSPLANTATION [Share This Journal](#)

ISSN / eISSN **1600-6135 / 1600-6143**

Publisher **ELSEVIER SCIENCE INC, STE 800, 230 PARK AVE, NEW YORK, USA, NY, 10169**

顯示更多期刊出刊資訊與被哪些引文索引涵蓋，JCR訂戶頁面可顯示近兩年JIF值

General Information

Journal Website	Visit Site	Publisher Website	Visit Site
1st Year Published	2001	Frequency	Monthly
Issues Per Year	12	Country / Region	DENMARK
Primary Language	English		

Web of Science Coverage

Collection	Index	Category	Similar Journals ⓘ
Core Collection	Science Citation Index Expanded (SCIE)	Surgery Transplantation	Find Similar Journals
Current Contents	Clinical Medicine	Surgery	Find Similar Journals
Other	Essential Science Indicators	Clinical Medicine	Find Similar Journals

Search a topic within this journal

Search a topic within this journal...

[Search](#)

EndNote Online Match

比對建議投稿期刊

The image shows a screenshot of the Clarivate Journal Citation Reports website. At the top left is the Clarivate logo. To the right is a 'Products' menu with a grid icon. Below the logo are navigation links: 'Journal Citation Reports™', 'Journals', 'Categories', 'Publishers', and 'Countries/Regions'. The main content area is a sign-in form titled 'Sign in to continue with EndNote'. It has two columns: the left column contains fields for 'Email address' and 'Password', a 'Forgot Password?' link, and a 'Sign in' button; the right column contains a 'Not a member yet?' section with a 'Register' button. A green callout bubble with the text '登入個人化帳號' (Log in with personal account) points to the 'Sign in' button. Below the form are social media icons for Facebook and LinkedIn, and a disclaimer: 'By signing in, you acknowledge and agree to our Terms of Use and Privacy Statement.' At the bottom of the form is a link: 'Need help? Contact EndNote Customer Care.' To the right of the sign-in form is a 'Products' dropdown menu with the following items: 'WEB OF SCIENCE' (Web of Science, Master Journal List, Publons, InCites Benchmarking & Analytics, Essential Science Indicators), 'REFERENCE MANAGER' (EndNote, EndNote Click), and 'my manuscript'. At the bottom of the page are navigation links: 'Journals', 'Categories', 'Publishers', and 'Countries/Regions'. A question mark icon is in the bottom right corner.

比對建議投稿期刊

Clarivate Analytics | EndNote

我的參考文獻 收集 整理 設定格式 **比對** 選項 下載

隱藏入門指南

快速檢索

檢索

於 我的所有參考文獻

檢索

我的參考文獻

我的所有參考文獻 (1)

[未歸檔] (1)

快速清單 (0)

資源回收筒 (514) 清空

▼ 我的群組

TRACK YOUR CITATIONS
Claim your researcher profile on Publons

開始使用

尋找

檢索線上資料庫或匯入現有合輯，以收集參考文獻。

- 檢索線上資料庫
- 手動建立參考文獻
- 匯入參考文獻
- 全新推出！找出您可能的最佳期刊

儲存與共用

以任何您所適用的方式組織並群組參考文獻。然後與同事共用您的群組。

- 建立新群組
- 共用群組
- 尋找重複的參考文獻

建立

在您寫作時，使用我們的外掛程式格式化書目並引用參考文獻。

- Cite While You Write™ 外掛程式
- 建立已設定格式的書目
- 設定文件格式

檢視方式 | 简体中文 | 繁體中文 | English | Deutsch | 日本語 | 한국어 | Português | Español

比對建議投稿期刊

我的參考文獻 收集 整理 設定格式 比對 選項 下載

為您的稿件尋找最佳適配期刊 Web of Science 技術提供

輸入稿件詳細資料：

*標題：

Liver transplantation: Current status and challenges

*摘要：

Great progress has been made in the field of liver transplantation over the past two decades. This progress, however, also brings up the next set of challenges: First, organ shortage remains a major

*必要的

參考文獻：

選取群組

包含參考文獻讓我們可以比對更多與稿件相關的資料點

填入標題、摘要等資訊後，
點選尋找期刊。

尋找期刊 >

比對建議投稿期刊

為您的稿件尋找最佳適配期刊 Web of Science 技術提供

8 期刊比對

自動抓取關鍵字
在 Web of Science 資料庫進行大數據分析

< 編輯稿件資料 全部展開 | 全部收合

比對分數↓	JCR Impact Factor 今年 5 年	期刊	類似文獻									
	5.6 2022 6.2 5 年	INTERNATIONAL JOURNAL OF MOLECULAR SCIENCES	2									
<div style="display: flex; justify-content: space-between;"> <div style="width: 30%;"> <p>關鍵字排行榜 ?</p> <ul style="list-style-type: none"> progress organ shortage major liver transplantation challenges set </div> <div style="width: 60%;"> <table border="1"> <thead> <tr> <th>JCR 類別</th> <th>領域排名</th> <th>領域分級</th> </tr> </thead> <tbody> <tr> <td>BIOCHEMISTRY & MOLECULAR BIOLOGY</td> <td>66/285</td> <td>Q1</td> </tr> <tr> <td>CHEMISTRY, MULTIDISCIPLINARY</td> <td>52/178</td> <td>Q2</td> </tr> </tbody> </table> <p>出版者: ST ALBAN-ANLAGE 66, CH-4052 BASEL, SWITZERLAND ISSN: 1661-6596 eISSN: 1422-0067</p> </div> </div>				JCR 類別	領域排名	領域分級	BIOCHEMISTRY & MOLECULAR BIOLOGY	66/285	Q1	CHEMISTRY, MULTIDISCIPLINARY	52/178	Q2
JCR 類別	領域排名	領域分級										
BIOCHEMISTRY & MOLECULAR BIOLOGY	66/285	Q1										
CHEMISTRY, MULTIDISCIPLINARY	52/178	Q2										
	3.246 2021 3.767 5 年	BIOMED RESEARCH INTERNATIONAL	0									
	5.168 2016 5.312 5 年	ONCOTARGET	0									
	1.6 2022 1.9 5 年	MEDICINE	0									

您覺得這實用嗎? 是 否 提交 >>

[期刊資訊 >>](#)

您覺得這實用嗎? 是 否 提交 >>

[期刊資訊 >>](#)

您覺得這實用嗎? 是 否 提交 >>

[期刊資訊 >>](#)

查看比對分數、關鍵字排行以及 JIF、領域排名等資訊

比對建議投稿期刊

為您的稿件尋找最佳適配期刊 Web of Science 技術提供

8 期刊比對

< 編輯稿件資料 全部展開 全部收合		比對分數↓		JCR Impact Factor	期刊	類似文獻										
				今年 5 年												
▼		5.6	6.2	2022 5 年	INTERNATIONAL JOURNAL OF MOLECULAR SCIENCES	2	您覺得這實用嗎？ <input checked="" type="checkbox"/> 是 <input type="checkbox"/> 否 <input type="button" value="提交 >>"/> <input type="button" value="期刊資訊 >>"/>									
關鍵字排行榜 <ul style="list-style-type: none"> progress organ shortage major liver transplantation challenges set 		JCR 類別 <table border="1"> <thead> <tr> <th>JCR 類別</th> <th>領域排名</th> <th>領域分級</th> </tr> </thead> <tbody> <tr> <td>BIOCHEMISTRY & MOLECULAR BIOLOGY</td> <td>66/285</td> <td>Q1</td> </tr> <tr> <td>CHEMISTRY, MULTIDISCIPLINARY</td> <td>52/178</td> <td>Q2</td> </tr> </tbody> </table>		JCR 類別	領域排名	領域分級	BIOCHEMISTRY & MOLECULAR BIOLOGY	66/285	Q1	CHEMISTRY, MULTIDISCIPLINARY	52/178	Q2	出版者: ST ALBAN-ANLAGE 66, CH-4052 BASEL, SWITZERLAND ISSN: 1661-6596 eISSN: 1422-0067			
JCR 類別	領域排名	領域分級														
BIOCHEMISTRY & MOLECULAR BIOLOGY	66/285	Q1														
CHEMISTRY, MULTIDISCIPLINARY	52/178	Q2														
▶		3.246	3.767	2021 5 年	BIOMED RESEARCH INTERNATIONAL	0	您覺得這實用嗎？ <input checked="" type="checkbox"/> 是 <input type="checkbox"/> 否 <input type="button" value="提交 >>"/> <input type="button" value="期刊資訊 >>"/>									
▶		5.168	5.3	2016 5 年	GET	0	您覺得這實用嗎？ <input checked="" type="checkbox"/> 是 <input type="checkbox"/> 否 <input type="button" value="提交 >>"/> <input type="button" value="期刊資訊 >>"/>									
▶		1.6	1.9	2022 5 年	MEDICINE	0	您覺得這實用嗎？ <input checked="" type="checkbox"/> 是 <input type="checkbox"/> 否 <input type="button" value="提交 >>"/> <input type="button" value="期刊資訊 >>"/>									

注意收錄年分

比對建議投稿期刊

為您的稿件尋找最佳適配期刊 Web of Science 技術提供

8 期刊比對

< 編輯稿件資料 全部展開 全部收合		查看類似文獻	
比對分數	JCR Impact Factor 今年 5 年	期刊	類似文獻
<input type="checkbox"/>	5.6 2022 6.2 5 年	INTERNATIONAL JOURNAL OF MOLECULAR SCIENCES	2
			您覺得這實用嗎? <input checked="" type="checkbox"/> 是 <input type="checkbox"/> 否
			提交 >>

為您的稿件尋找最佳適配期刊 Web of Science 技術提供

<input type="checkbox"/>	5.6 2022	6.2 5 年	INTERNATIONAL JOURNAL OF MOLECULAR SCIENCES	提交 >>
期刊資訊 >>				
< 回到結果 1 類似文獻來自 INTERNATIONAL JOURNAL OF MOLECULAR SCIENCES				
<input type="checkbox"/> 全部 儲存至我的參考文獻				
<input type="checkbox"/>	標題: Predictors of covid 19 stress and covid 19 vaccination acceptance among adolescents in ghana 作者: ADJAOTTOR EMMA SETHINA 來源: INTERNATIONAL JOURNAL OF ENVIRONMENTAL RESEARCH AND PUBLIC HEALTH 出版: 2022			
	出版者提供的全文		在 Web of Science 中檢視	
<input type="checkbox"/>	標題: Appealing to individual fears or social norms how can the public be persuaded to accept covid 19 vaccination through risk communication 作者: WANG FANGFEI 來源: INTERNATIONAL JOURNAL OF ENVIRONMENTAL RESEARCH AND PUBLIC HEALTH 出版: 2022			
	出版者提供的全文		在 Web of Science 中檢視	

比對建議投稿期刊應用 JCR

Filter sidebar options:

- Journals (21,522)
- ISSN/eISSN
- Categories (254)
- Publishers (8,550)
- Country / region (112)
- Citation Indexes
- JCR Year
- Open Access
- JIF Quartile
- JIF Range
- JCI Range
- JIF Percentile

Buttons: Reset, Apply

Journals list filters:

- INTERNATIONAL JOURNAL OF MOLECULAR SCIENCES
- MEDICINE
- MOLECULES
- Applied Sciences-Basel

進入 JCR 將比對的期刊清單加入 Journals 進行比較

4 journals

Journal name/abbreviation, ISSN/eISSN, category, publisher, country/region

Indicators: Custom

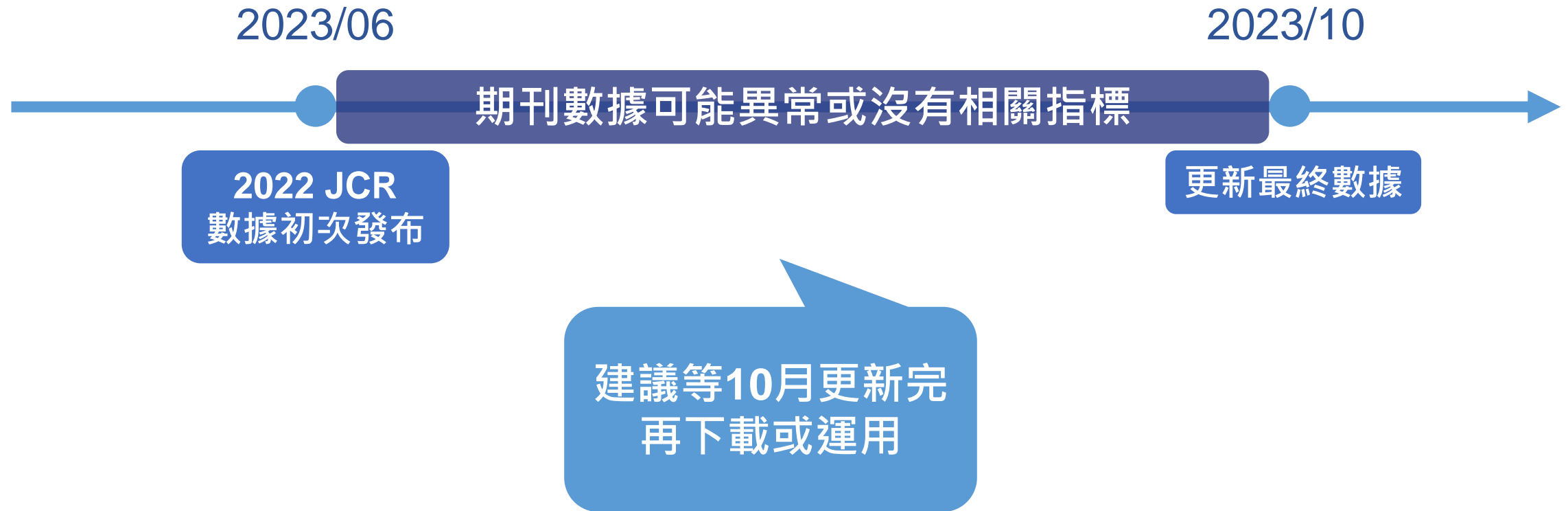
Journal name	ISSN	eISSN	Category	Total Citations	2022 JIF	JIF Quartile	2022 JCI	% of OA Gold	5 Year JIF
<input type="checkbox"/> INTERNATIONAL JOURNAL OF MOLECULAR SCIENCES	1661-6596	1422-0067	Multiple	281,932	5.6	Q1	0.71	99.51 %	6.2
<input type="checkbox"/> MOLECULES	N/A	1420-3049	Multiple	161,890	4.6	Q2	0.66	99.36 %	4.9
<input type="checkbox"/> Applied Sciences-Basel	N/A	2076-3417	Multiple	98,951	2.7	Q2	0.57	99.30 %	2.9
<input type="checkbox"/> MEDICINE	0025-7974	1536-5964	MEDICINE, GENERAL & INTERNAL - SCIE	62,182	1.6	Q3	0.38	97.80 %	1.9

投稿注意 常見問題案例

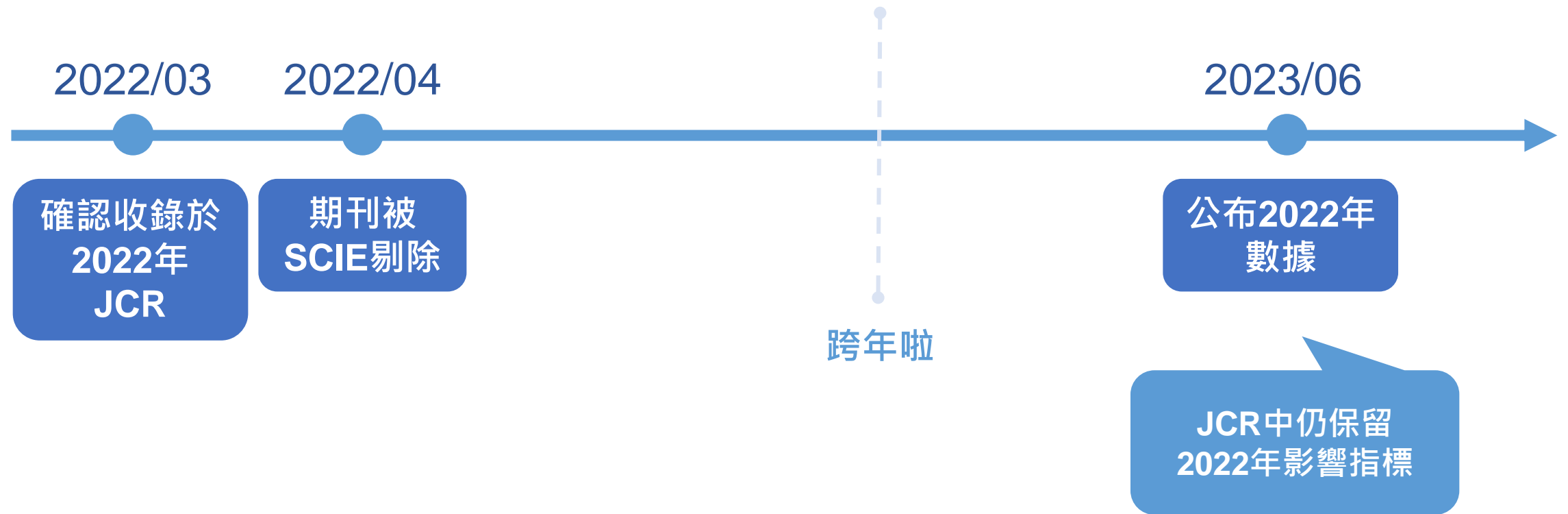


投稿常見問題

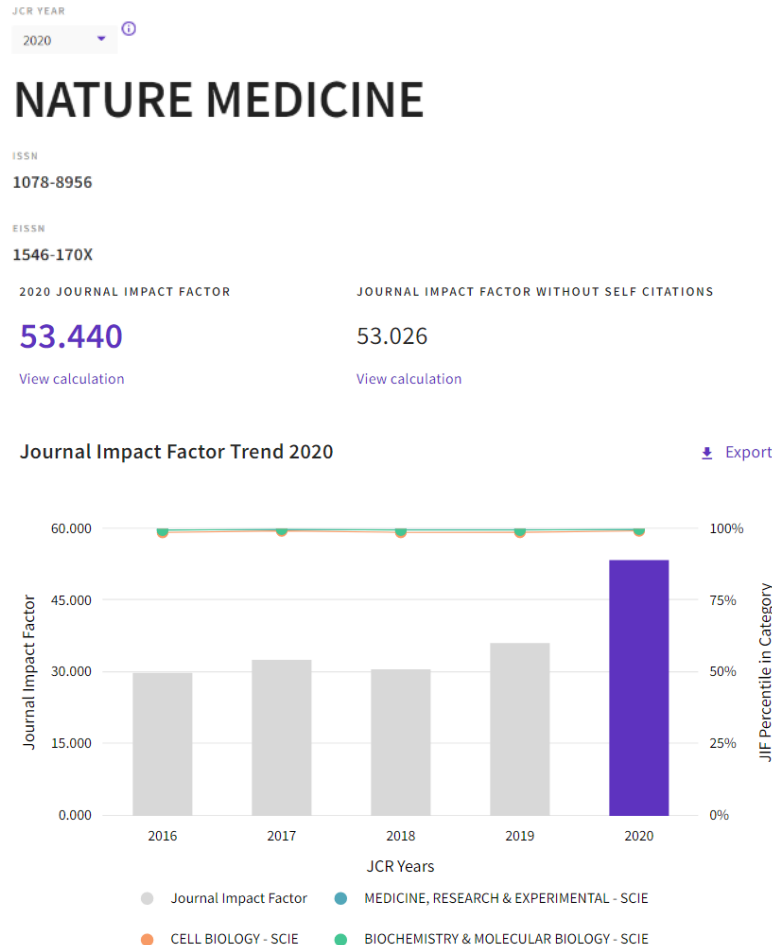
6月新數據出爐，還會再更新嗎？



期刊有最新JIF 就一定還在SCIE / SSCI收錄嗎?



如何確認期刊 被SCIE/SSCI收錄?



在 JCR 查找
每年6-8月更新

可確認最新年度期刊指標並觀察期刊表現趨勢，但呈現的是
去年以前的資料，
不代表目前期刊被收錄

如何確認期刊 被SCIE/SSCI收錄?

Browse, search, and explore journals indexed in the Web of Science

The Master Journal List is an invaluable tool to help you to find journals that meet your needs across multiple indices hosted on the Web of Science platform. Curated with care by an expert team of information scientists, the Master Journal List includes only journals that demonstrate high quality, rigor and best practice. As well as the Web of Science Core Collection, the Master Journal List includes journals from across the following specialty collections: Biological Abstracts, Chemical Abstracts, Current Contents, Zoological Record, and Current Contents Connect, as well as other specialty products.

Master Journal List

每月更新，
部分每周或每日更新

可針對期刊收錄狀況
進行篩選，並查看
詳細期刊檔案

Search: BMC cancer

Refine Your Search

Active Filters: SCIENCE CITATION INDEX EXPANDED (SCIE)

Search Results: Found 356 results (Page 1)

BMC CANCER

Publisher: BMC, CAMPUS, 4 CRINAN ST, LONDON, ENGLAND, N1 9XW

ISSN / eISSN: 1471-2407

Web of Science Core Collection: Science Citation Index Expanded

Additional Web of Science Indexes: Current Contents Clinical Medicine | Essential Science Indicators

View profile page

CANCER CELL INTERNATIONAL

如何確認 期刊現收錄於SCIE/SSCI?

檢索範圍： Web of Science 核心合輯 ▾ 專輯： 2 selected ▾

文獻 參考文獻檢索 化學結構

出版品標題 ▾

索引日期 ▾

+ 新增列 進階檢索

- 全選
- Science Citation Index Expanded (SCI-EXPANDED)--1900-目前
- Social Sciences Citation Index (SSCI)--1900-目前
- Arts & Humanities Citation Index (AHCI)--1975-目前
- Conference Proceedings (CPCI-S)--1990-目前

年初至今

限定於欲確認專輯

在 WOS核心合輯
SCIE SSCI 查找
每日更新

Web of Science™ 檢索

檢索 > 查詢 Hellenic journal of car... > 查詢 Hellenic journal of cardiology (出版品標題) 的結果

Science Citation Index Expanded (SCI-EXPANDED), Social Sciences Citation Index (SSCI) 中的 42 個結果：

Q Hellenic journal of cardiology (出版品標題) 分析結果 引用文獻報告 建立追蹤

複製查詢結果連結

出版品 您可能也會喜歡...

限縮結果

在結果內檢索...

依勾選清單篩選

快速篩選

- Review Article 9
- 開放取用 28

0/42 新增至勾選清單 匯出 ▾ 排序依據: 最近新增 < 1 / 1 >

1 Robotic v...
systemat...
Husen, J.E.; ...
May-jun 202...
Objective: M...
three techn...
Previous stud...

來自出版商的免費全文 ... 相關記錄 ?

最即時收錄資訊，但出版周期較長期刊或資料庫尚未更新資料則需其他資訊輔助

投稿實例



ISSN: 2572-4983



search

- Home
- Editorial Panel ▾
- Instructions for Authors
- Submit Manuscript
- Articles in press
- Current Issue
- Past Issues ▾
- Special Issues ▾
- Metrics
- Contact

OMICS International organises 3000+ Global Conferences series Events every year across USA, Europe and Middle East. We publish more scientific Societies and Journals. Publishes 700+ peer reviewed articles and 1000+ board members.

我們有JIF
快來投稿!!

Open Access Journals gaining more Readers and Citations
700 Journals and 15,000,000 Readers Each Journal is getting 25,000+ Readers
This Readership is 10 times more when compared to other Subscription Journals
(Source: Google Analytics)


- Publication Policy
- Ethics
- Author Role
 - Editor Role
 - Reviewer Role
 - Publisher Role

- Useful Links
- > Aims and Scope
 - > Article Processing Charges
 - > Advertise With Us
 - > Benefits of Publishing
 - > Citations Report
 - > Indexing and Archiving
 - > NIH Funded Work
 - > Peer Review Process
 - > Most Viewed Articles
 - > Track Your Paper
 - > eBOOKS


Recommended Journals

- > Journal of Pediatric Neurological


Editorial Board




Fuyong Jiao
Xian Jiao tong University
China



Selim Demir
GaziosmanpaÅa University
School of Medicine
Turkey



Misty Good
University of Pittsburgh
USA



Nada Sindicic Dessardo
University of Rijeka
Switzerland

[View More >>](#)

Submit Manuscript

Journal Impact Factor 0.8823*

Table of Contents

December 2017 | Volume 3, Issue 2

[RSS](#) [Archive](#)

About the Journal

Journal of Neonatal and Pediatric Medicine (NNP) is a scholarly Open Access

Journal Highlights

- > About the Journal

*2017 Journal Impact Factor was established by dividing the number of articles published in 2015 and 2016 with the number of times they are cited in 2017 based on Google Scholar Citation Index database. 'X' is the total number of articles published in 2015 and 2016, and 'Y' is the number of times these articles were cited in indexed journals during 2017 then, journal impact factor = Y/X

Recently Published Articles

Lethal Acetaminophen Poisoning Related to Error Prescription: A Case Report
Mesrati Med Amine

Editorial Opinion for Volume 2 Issue 1: Back to Basics in Tough Times
Chantelle van Graan

Obstructive Sleep Apnea in Children: Why Screen?
Kulbir Singh Goraya*

Serum Leptin Level among School Children with Atopic Dermatitis
Saad Ahmed Mohamed, Tarek Alsayad, Ahmad El-Askary and Hany Abo Alwafa

Oral Health and Occlusion in Tunisian Preschool Children
Fethi Maatouk, Ines Ayadi, Fatma Masmoudi, Med Ali Chemli and Hichem Ghedira

其實是用 Google Scholar 的引用次數


International Journal of Engineering Education

Contact IJEE	Page Charge	Submission Guidelines	Subscription Rates
ENGINEERING WORLD Michael Wald	CALL FOR PAPERS	Search the website	
	SPECIAL ISSUES	search tips advanced search	
MDW XII Registration NEW	Social Responsibility & Sustainability Variation and Prospects of PBI	<input type="text"/>	
OPEN COURSEWARE RESOURCE	Emergencies and Remote Regions	<input type="button" value="search"/>	
ONLINE LEARNING GUIDE	Volume 37 2021	EDITORIAL BOARD	
ONLINE EDUCATION	Number 1	AIMS AND SCOPE	
	Number 2	GUIDE FOR AUTHORS	
TEACHING AND LEARNING RESOURCES	Volume 36 2020	JOURNAL RATINGS	
INTERACTIVE PAPERS	Number 1	JOURNAL EVALUATION	
	Number 2	ABSTRACTS 2008 - 2020	
GUIDE TO ONLINE SCHOOLS	Number 3		
	Number 4		
	Number 5		
	Number 6		
	Previous Volumes		
	07-34		

期刊名一模一樣，
哪本才真的在JCR裡收錄？

確認期刊身分資訊

IJEE, International Journal of Engineering Education,



International Journal of
Engineering Education (IJEE)
e-ISSN : 2540-9808

HOME ABOUT LOGIN REGISTER SEARCH CURRENT ARCHIVES ANNOUNCEMENTS
STATISTICS SUBMISSION EDITORIAL BOARD ARTICLE IN PRESS AIM AND SCOPE OPEN ACCESS
STATEMENT PLAGIARISM POLICY ETHICS STATEMENT JOINT AS EDITORIAL BOARD AUTHORS GUIDE
LINE IJEE TEMPLATE

Home > Archives > Vol 2, No 1 (2020)

Vol 2, No 1 (2020)

DOI: <https://doi.org/10.14710/ijee.2.1>

Table of Contents

Articles

Development of a Game-Based e-Learning System with Augmented Reality for Improving Students' Learning Performance	FULL TEXT PDF
Shu-Hung Yang, Yu-Ying Wang, Ah-Fur Lai, Yi-Nan Lin, Gwo-Jen Chiou, Ming-Kuen Chen, Victor R. L. Shen, Chi-Yen Hsiung	1-10
THE ANALYSIS IS FOR THE DESIGN OF DIFFERENT CLUB FACE'S THICKNESSES OF FAIRWAY WOOD TO THE CHARACTERISTIC TIME	FULL TEXT PDF
Kueipin Kuo	11-19

USER
Username
Password
 Remember me

Commencement : 2019
Publication Schedule : June, December
Editor in Chief : Prof. Dr. Ir. Budiyo
E-mail: budiyo@live.undip.ac.id
Publisher: Diponegoro University

其他資源

問題與建議

Provide feedback

Provide Feedback

Help improve Journal Citation Reports.

Visit our feedback portal to:

- Make a suggestion
- Browse ideas and vote
- See ideas already in development

Please log in to Journal Citation Reports to access the feedback portal.

[Clarivate feedback policy](#)

Open feedback portal

JCR 產品改善建議反饋

Clarivate

Dashboard

Releases

What's Coming?

可提供建議與投票、
查看全球用戶功能需求反饋

Submit a Request for Web of Science products

Make a Suggestion

Resources & updates

Product updates

Guided tours

Help & contact us

Provide feedback

點選 ? 即可出現 JCR 更新說明、產品建議等資源服務與連結



科睿唯安部落格



服務對象 ▾

產品與服務 ▾

參考資源 ▾

聯絡我們

1 2 ... 8 >

All categories ▾

Search by title

GO

JUNE 1, 2023

秉持透明度，建立公信力：我們承諾提升 **Web of Science** 期刊收錄的透明度




APRIL 27, 2023

慶祝世界智慧財產權日：認識科睿唯安商標專家 **Vanessa Clabau**



MARCH 24, 2023

堅持精挑細選，維護學術文獻收錄的高標準



碩睿資訊有限公司



碩睿資訊有限公司
Shou Ray Information Service



HOME

關於碩睿
ABOUT US

產品資訊
PRODUCTS

新聞中心
NEWS

客戶服務
SERVICE

搜尋

TACI

臺灣引文資料庫

The Cochrane Library

實證醫學資料庫

Cambridge Books Online

優質的數位出版

KMCC

光華管理個案收錄庫



TACI 臺灣引文資料庫

臺灣引文資料庫(Taiwan Academic Citation Index, TACI)基於臺灣所出版的期刊建置而成，完整涵蓋各領域... [《詳全文》](#)

SRIS

碩睿資訊電子報



教育訓練資源服務

[詳細課程](#)

活動特區



綠色乖乖的都市傳說~2021 WOS & JCR資料庫有獎徵答活動

活動時間：即日起~2021年11月30日

活動內容：台灣流傳著只要在機器設備放上綠色乖乖，就可以保佑運轉順利的都市傳說。

這是一種神奇的魔力、迷信還是信仰呢？歡迎參加2021 Web of Science & Journal Citation Reports資料庫有獎徵答活動，讓我們一起來了解探討迷信與信仰的相關研究吧~

詳情請見：[活動網站](#)

2021年度考科藍資料庫

全國聯合採購優惠方案

開跑囉

教育訓練資源服務

碩睿資訊有限公司

教育訓練資源服務



直播課程

線上參與課程，即時和講師互動。



使用手冊

產品說明書，解析操作步驟。



影音教材

產品課程影片，無限次回放複習，手機、電腦皆適用。



意見回饋

提供實質建議，使課程更完善。

